

# Caterpillar A/C Replacement Parts



Sunair is proud to introduce new replacement compressors, receiver driers, expansion valves, switches and miscellaneous parts for Caterpillar Equipment.

**CO-1049CA**

Type 10S17C PAG  
Clutch CA-143C-24VDS  
Groove PV8 Ref 245-7779  
Diameter 144mm Ref 1785545  
Voltage 24V Ref 3050324

HP-2020  
PT-4073

**CO-1050CA**

Type 10S17C PAG  
Clutch CA-194A-24VDS  
Groove A1 Ref 231-6984  
Diameter 135mm Ref 4472203845  
Voltage 24V Ref 4472203848

HP-2020  
PT-4073

**CO-2018CAB**

Type 7H15 PAG  
Body Direct Long Cyl MD  
Clutch CA-203A  
Groove PV6 Ref 4641  
Diameter 125mm Ref 232-9274  
Voltage 12V Ref 5102940

HP-2020  
PT-4002

**CO-2019CA**

Type 7H15 PAG  
Body Ear Cyl CB  
Clutch CA-207A  
Groove A2 Ref 4643  
Diameter 132mm Ref 232-9273  
Voltage 12V Ref 5165549

HP-2019  
PT-4002

**CO-2023CA**

Type 7H15 PAG  
Body Direct Long Cyl KC  
Clutch CA-240A  
Groove PV8 Ref 4666  
Diameter 119mm Ref M5X0182  
Voltage 12V Ref 4666SAN

HP-2029  
PT-4002

**CO-2030CA**

Type 7H15 PAG  
Body Ear Cyl JD/JE  
Clutch CA-240A-24V  
Groove PV8 Ref 4762  
Diameter 119mm Ref 232-9282  
Voltage 24V Ref 4379RD594580

HP-2018  
PT-4002

**CO-2046CA**

Type 5H14 PAG  
Body Ear Cyl FL  
Clutch CA-200A-24V  
Groove A2 Ref 6665  
Diameter 132mm Ref 6665SAN  
Voltage 24V Ref 4506

HP-2104  
PT-4002

**CO-2048CA**

Type 7H15 PAG  
Body Ear Cyl CB  
Clutch CA-207C  
Groove A2 Ref 7849  
Diameter 132mm Ref 232-9273  
Voltage 12V Ref 80501

HP-2019  
PT-4063

**CO-2069CA**

Type 7H15 PAG  
Body Ear Cyl GK  
Clutch CA-217B-24V  
Groove A1 Ref 4604  
Diameter 153/138mm Ref 3E-1906  
Voltage 24V Ref 1149487

HP-2041  
PT-4073

**CO-2070CA**

Type 7H15 PAG  
Body Direct Long Cyl GK  
Clutch CA-247A-24V  
Groove PV8 Ref 4302  
Diameter 153mm Ref 4840  
Voltage 24V Ref 183-5106

HP-2041  
PT-4073

**CO-2071CA**

Type 7H15 PAG  
Body Direct Long Cyl GK  
Clutch CA-249B-24V  
Groove PV8 Ref 4301  
Diameter 153/133mm Ref 4769  
Voltage 24V Ref 163-0872

HP-2041  
PT-4073

**CO-2072CA**

Type 7H15 PAG  
Body Ear Cyl GK  
Clutch CA-249B-24V  
Groove PV8 Ref 4487  
Diameter 153/133mm Ref 218-0324  
Voltage 24V Ref 1515270

HP-2041  
PT-4073

**CO-2073CA**

Type 7H15 PAG  
Body Ear Cyl GK  
Clutch CA-217B  
Groove A1 Ref 4608  
Diameter 153/138mm Ref 3E-3658  
Voltage 12V Ref 3641450

HP-2041  
PT-4073

**CO-2074CA**

Type 7H15 PAG  
Body Ear Cyl KC  
Clutch CA-217A  
Groove A1 Ref 4661  
Diameter 153/138mm Ref 114-9484  
Voltage 12V Ref 3602790

HP-2029  
PT-4048

**CO-2076CA**

Type 7H15 PAG  
Body Direct Long Cyl KCA  
Clutch CA-250A  
Groove PV8 Ref 4813  
Diameter 153/133mm Ref 178-9570  
Voltage 12V Ref 4498

HP-2030  
PT-4073

**CO-2140CA**

Type 7H15 PAG  
Body Ear Cyl GK  
Clutch CA-221A-24V  
Groove A1 Ref 4479  
Diameter 153mm Ref 3E-1909  
Voltage 24V

HP-2041  
PT-4073

**CO-2190CA**



Type 7H15    PAG  
Body Ear    Cyl CB    PT-4002

Clutch CA-204A  
Groove PV8    Ref 4710  
Diameter 119mm    Ref 350-3470  
Voltage 12V

**CO-2302CA**



Type 7H13    PAG  
Body Ear    Cyl WL    PT-4114

Groove A1    Ref 8944  
Diameter 125mm    Ref 229-8984  
Voltage 24V

**CO-5003CA**



Type S6    PAG  
Body    Cyl SHS    Spade

Clutch CA-506  
Groove A1    Ref 1P-2780  
Diameter 130mm  
Voltage 12V

**CO-5007CA**



Type S6    PAG  
Body    Cyl SHS    Spade

Clutch CA-510  
Groove A1    Ref 1131250  
Diameter 146mm    Ref 50014  
Voltage 12V    Ref 702618015

**CO-5010CA**



Type S6    PAG  
Body    Cyl SHS    Bullet

Clutch CA-507  
Groove A1    Ref 7N-4296  
Diameter 176mm    Ref 1131159  
Voltage 24V    Ref 7090080360

**CO-5018CA**



Type S6    PAG  
Body    Cyl HP    Bullet

Clutch CA-507  
Groove A1    Ref 7N-4396  
Diameter 176mm    Ref 1131159  
Voltage 24V    Ref 1131080

**CO-6103CA**



Type CP15    PAG  
Body Ear    Cyl VOR    PT-4002

Clutch CA-611-12V  
Groove A2    Ref 218-4994  
Diameter 135mm    2521152  
Voltage 12V    10025011

**ARD-1025**



Diameter 100mm  
Length 210mm  
Inlet 3/8" MO  
Outlet 3/8" MO  
SG Top  
Sw Port  
Note Moisture Ind.  
HPRV Fuse Plug

Ref 5V-5698  
Ref 8P9991  
Ref 696524

**ARD-1032**



Diameter 75mm  
Length 165mm  
Inlet 3/8" MO  
Outlet 3/8" MO  
SG Top  
Sw Port  
Svc Vlv 7/16-20  
HPRV Side

Ref 9D-6888  
Ref 9D3888  
Ref 85812095

**ARD-1034**



Diameter 75mm  
Length 255mm  
Inlet 3/8" MO  
Outlet 3/8" FO  
SG Top  
Sw Port (2) M10x1.25

Note Moisture Ind.

Ref 362-7610  
Ref ABPN83319614

**ARD-1039**



Diameter 88mm  
Length 250mm  
Inlet 3/4" FO  
Outlet 3/4" FO  
SG  
Sw Port  
Svc Vlv  
HPRV

Ref 101-8789  
Ref 500759D1  
Ref 1515261

**ARD-1040**



Diameter 63mm  
Length 280mm  
Inlet 3/8" MO  
Outlet 1/2" MO  
SG  
Sw Port  
Svc Vlv  
HPRV

Ref 257-3227

**ARD-1058**



Diameter 63mm  
Length 240mm  
Inlet Qk Con  
Outlet Qk Con

With Orifice  
Svc Vlv  
HPRV

Ref 171-7162  
Ref 3E3535  
Ref 8826100

**ARD-1062**



Diameter 63mm  
Length 250mm  
Inlet Pad  
Outlet Pad  
SG  
Sw Port  
Svc Vlv  
HPRV

Ref 176-1902  
Ref 20Y979320  
Ref T205572230

**ARD-1166**



Diameter 74mm  
Length 220mm  
Inlet 3/8" MO  
Outlet 3/8" MO  
SG Side  
Sw Port 3/8-24 Fem  
Svc Vlv 7/16"-20 M Side  
HPRV

Ref 108-9854  
Ref 4955165  
Ref AT275160

**ARD-1211**



Diameter 100mm  
Length 200mm  
Inlet Qk Con  
Outlet Qk Con  
SG Top  
Sw Port 3/8-24 FM Side

HPRV Side

Ref 106-5532  
Ref 106-5533  
Ref

**ARD-1225**



Diameter 88mm  
Length 255mm  
Inlet 1/1/2016 FOR  
Outlet 1/1/2016 FOR

Ref 197-6218

**ARD-1227**



Diameter 60mm  
Length 190mm  
Inlet M6 PAD  
Outlet M6 PAD  
SG Top  
Sw Port Fem 3/8-24

Ref 113-3497

**EXV-1014**



Hose Side In #6  
Hose Side Out #10  
Evap Side In #8  
Evap Side Out #10  
Ton Superheat 1.5T  
5  
Notes Mount Holes(2)

Ref 361-4660  
87033212  
38880

**EXV-1017**



Hose Side In #6  
Hose Side Out #8  
Evap Side In #8  
Evap Side Out #10  
Ton Superheat 1.5T  
8  
Notes Mount Holes(2)

Ref 106-5121  
72162195  
9705763

**EXV-2002**



In #6    Flare    Ton Superheat 1.5T  
Out #8    Flare    Superheat 8  
Cap Len 14-1/2"    Ref 2G-0397  
Ref 17844  
Ref 168903C91

**EXV-2023**



In #6    Flare    Ton Superheat 1.5T  
Out #8    Flare    Superheat 8  
Cap Len 18"    Ref 1P-6826  
Eq Len 18-1/2"    Ref 66398C1  
7/16-20UNF    Ref 173899C1

**EXV-2033**



In #6    O-ring    Ton Superheat 2.0T  
Out #8    O-ring    Superheat 8  
Cap Len 14-1/2"    Ref 2G-0401  
Eq Len 18"    Ref 70268470  
7/16-20UNF    Ref 70261764

**MC-1318K**



Caterpillar Switch Assy Ref 114-5333  
7/16-20UNF

# CLAAS A/C Replacement Parts



Sunair is proud to introduce new replacement compressors, receiver driers, expansion valves, switches and miscellaneous parts for Class Equipment.

## CO-1034CA




Type 10PA15C-W PAG



PT-4115

Clutch CA-147AW  
Groove PV8 Ref 7700038545  
Diameter 125mm Ref AL176851  
Voltage 12V Diode Ref 7700038545

## CO-1039CA



Type 10PA15C-W PAG



PT-4115

Clutch CA-100BW  
Groove A1 Ref 7700038094  
Diameter 133mm Ref G199552020100  
Voltage 12V Diode Ref 7700038094

## CO-1051CA



Type 10PA15C-W PAG



Str Lead

Clutch CA-167DS  
Groove PV9  
Diameter 129mm  
Voltage 12V

## New CO-1402CA



Type 7SBU16C PAG



PT-4042

Clutch CA-193ADS  
Groove PV9 Ref A0002343711  
Diameter 135mm Ref 9404050  
Voltage 12V Ref 4472208740

## CO-2022CAD



Type 7H15 PAG



HP-2018

Body Ear Cyl JD/JE PT-4008  
Clutch CA-207B  
Groove A2 Ref 4664  
Diameter 132mm Ref 3269930  
Voltage 12V Ref 477/42400

## CO-2050CA



Type 7H15 PAG



HP-2019

Body Ear Cyl CB PT-4002  
Clutch CA-298ADS  
Groove A2 Ref 7975  
Diameter 152mm Ref 6259940  
Voltage 12V

## CO-2073CA




Type 7H15 PAG



HP-2041

Body Ear Cyl GK PT-4073  
Clutch CA-217B  
Groove A1 Ref 4608  
Diameter 153/138mm Ref 3E1907  
Voltage 12V Ref 3641450

## CO-2074CA



Type 7H15 PAG



HP-2029

Body Ear Cyl KC PT-4048  
Clutch CA-217A  
Groove A1 Ref 4661  
Diameter 153/138mm Ref 1149484  
Voltage 12V Ref 3602790

## CO-2076CA




Type 7H15 PAG



HP-2030


Body Direct Long Cyl KCA PT-4073  
Clutch CA-250A  
Groove PV8 Ref 4813  
Diameter 153/133mm Ref 1789570  
Voltage 12V Ref 4498

## CO-2095CA




**Type** 7H15      **PAG**  
**Body Ear**      **Cyl** KG      **PT-4002**  
**Clutch** CA-228BT  
**Groove** A2      **Ref** 8023  
**Diameter** 132mm      **Ref** 84039022  
**Voltage** 12V      **Ref** 4437339

## CO-2139CA



**Type** 508      **Mineral**  
**Body Ear**      **Cyl** M      **PT-4066**  
**Clutch** CA-201BDS  
**Groove** A2      **Ref** 9571  
**Diameter** 152mm      **Ref** 700712705  
**Voltage** 12V

## New CO-2304CA



**Type** 5H14      **PAG**  
**Body Ear**      **Cyl** FL      **PT-4002**  
**Clutch** CA-201A  
**Groove** A2      **Ref** 6651  
**Diameter** 152mm      **Ref** 6258771  
**Voltage** 12V      **Ref** 6258790

## ARD-1039



**Diameter** 88mm  
**Length** 250mm  
**Inlet** 3/4" FO  
**Outlet** 3/4" FO  
**SG**  
**Sw Port**  
**Svc Vlv**  
**HPRV**

**Ref** 500759D1  
**Ref** 1018789  
**Ref** 1515261

## ARD-1042



**Diameter** 100mm  
**Length** 113mm  
**Inlet** 3/8" MO  
**Outlet** 3/8" MO  
**SG** Top  
**Sw Port**  
**Svc Vlv**  
**HPRV** Fuse Plug

**Ref** 15-1293  
**Ref** 402498  
**Ref** 24807802

## ARD-1108



**Diameter** 75mm  
**Length** 230mm  
**Inlet** 3/8" MO  
**Outlet** 3/8" MO  
**SG** Top  
**Sw Port**  
**Svc Vlv**  
**HPRV** (Fuse Plug: Top)

**Ref** AG519278  
**Ref** 1766600  
**Ref** 84004558

## ARD-1110



**Diameter** 100mm  
**Length** 190mm  
**Inlet** 3/8" MO  
**Outlet** 3/8" FO  
**SG** Side  
**Sw Port** 7/16-20Male  
**Svc Vlv**  
**HPRV** Side

**Ref** 5811007  
**Ref** 779810  
**Ref** H14001036

## ARD-1118



**Diameter** 74mm  
**Length** 220mm  
**Inlet** 3/8" MO  
**Outlet** 3/8" MO  
**SG** side  
**Sw Port** (2) 3/8-24 Fem  
**Svc Vlv** 1/4" Top  
**HPRV**

**Ref** 11005931  
**Ref** 6228480

## EXV-1002



**Hose Side** In #6  
**Hose Side** Out #8  
**Evap Side** In #10  
**Evap Side** Out #10  
**Ton** 2T  
**Superheat** 5

**Notes**  
**Ref**  
 6258540  
 6259391  
 38618

## EXV-1012



**Hose Side** In #6  
**Hose Side** Out #8  
**Evap Side** In #8  
**Evap Side** Out #10  
**Ton** 1.5T  
**Superheat** 5

**Notes** Mount Holes(2)  
**Ref**  
 AG18801  
 AG718801  
 38878

## EXV-1014



**Hose Side** In #6  
**Hose Side** Out #8  
**Evap Side** In #10  
**Evap Side** Out #10  
**Ton** 1.5T  
**Superheat** 5

**Notes** Mount Holes(2)  
**Ref**  
 AG714552  
 87033212  
 38880

## EXV-2033



**In** #6      **O-ring** **Ton** 2.0T  
**Out** #8      **O-ring** **Superheat** 8  
**Cap Len** 14-1/2"      **Ref** 70261764  
**Eq Len** 18"      **Ref** 70268470  
    **Ref** 2G0401

# CNH A/C Replacement Parts



Sunair is proud to introduce new replacement compressors, receiver driers, expansion valves, switches and miscellaneous parts for CNH equipment.

**CO-2013CA**

HP-2020

Type 7H15	PAG		
Body Ear	Cyl MD	PT-4066	
Clutch	CA-231A		
Groove	A2	Ref 4478	
Diameter	152mm	Ref 194121A1	
Voltage	12V	Ref 1999755C3	

**CO-2019CA**

HP-2019

Type 7H15	PAG		
Body Ear	Cyl CB	PT-4002	
Clutch	CA-207A		
Groove	A2	Ref 4643	
Diameter	132mm	Ref 72201567	
Voltage	12V	Ref 5165549	

**CO-2041CA**

HP-2103

Type 510	Mineral		
Body Ear	Cyl FG	PT-4002	
Clutch	CA-200A		
Groove	A2	Ref 5742	
Diameter	132mm	Ref A177068	
Voltage	12V	Ref 3918271	

**CO-2051CA**

HP-2018

Type 7H15	PAG		
Body Ear	Cyl JD/JE	PT-4002	
Clutch	CA-213BDS		
Groove	PV8	Ref 8100	
Diameter	119mm	Ref 82016158	
Voltage	12V	Ref 82008689	

**CO-2053CA**

HP-2021

Type 7H15	PAG		
Body Direct Short	Cyl WV	PT-4072	
Clutch	CA-216ADS		
Groove	PV4	Ref 8148	
Diameter	116mm	Ref 87802912	
Voltage	12V	Ref 87709785	

**CO-2069CA**

HP-2041

Type 7H15	PAG		
Body Ear	Cyl GK	PT-4073	
Clutch	CA-217B-24V		
Groove	A1	Ref 4604	
Diameter	153/138mm	Ref 1149487	
Voltage	24V	Ref 3E1906	

**CO-2075CA**

HP-2020

Type 7H15	PAG		
Body Direct Long	Cyl MD	PT-4066	
Clutch	CA-215A		
Groove	PV8	Ref 4768	
Diameter	153mm	Ref 86992688	
Voltage	12V	Ref 504078610	

**CO-2095CA**

HP-2031

Type 7H15	PAG		
Body Ear	Cyl KG	PT-4002	
Clutch	CA-228BT		
Groove	A2	Ref 8023	
Diameter	132mm	Ref 84018078	
Voltage	12V	Ref 4437339	

**CO-2106CA**

HP-2107

Type 5H14	PAG		
Body Ear	Cyl M	PT-4002	
Clutch	CA-200A		
Groove	A2	Ref 6631	
Diameter	132mm	Ref 5811103	
Voltage	12V	Ref 322333200	

**CO-2139CA**

HP-2107

Type 508	Mineral		
Body Ear	Cyl M	PT-4066	
Clutch	CA-201BDS		
Groove	A2	Ref 9571	
Diameter	152mm	Ref 1343925C1	
Voltage	12V		

**CO-2156CA**

HP-2020

Type 7H15	PAG		
Body Ear	Cyl MD	PT-4066	
Clutch	CA-231A-24V		
Groove	A2	Ref 4611	
Diameter	152mm	Ref 86983967	
Voltage	24V	Ref ABPN83304264	

**CO-2160CA**

HP-2018

Type 7H15	PAG		
Body Direct Long	Cyl JD/JE	PT-4048	
Clutch	CA-249A		
Groove	PV8	Ref 4698	
Diameter	153/133mm	Ref AG522391	
Voltage	12V	Ref RE68372	

**CO-2161CA**

HP-2101

Type 5H11	PAG		
Body Ear	Cyl C	PT-4063	
Clutch	CA-273A		
Groove	A2	Ref 6332	
Diameter	125mm	Ref 5176185	
Voltage	12V		

**CO-2162CA**

HP-2020

Type 7H15	PAG		
Body Direct Long	Cyl MD	PT-4066	
Clutch	CA-215A-24V		
Groove	PV8	Ref 4795	
Diameter	153mm	Ref 352524A1	
Voltage	24V	Ref 86983968	

**CO-2174CA**

HP-2020


Type 7H15	PAG		
Body Ear	Cyl MD	PT-4002	
Clutch	CA-2015A		
Groove	A2	Ref 4617	
Diameter	153/132mm	Ref 86001191	
Voltage	12V	Ref ABPN83304303	

**CO-2196CA**

HP-2018

Type 7H15	PAG		
Body Direct Long	Cyl JD/JE	PT-4054	
Clutch	CA-204CW		
Groove	PV8	Ref 4822	
Diameter	119mm	Ref 3551405C1	
Voltage	12V Diode	Ref SKI4822	


## CO-2215CA



Type 508 Mineral Cyl C  
Body Ear CA-200A  
Clutch CA-200A  
Groove A2 Ref 9519  
Diameter 132mm Ref 3405689R1  
Voltage 12V

HP-2101  
PT-4002


## CO-2218CA



Type 508 Mineral Cyl M  
Body Ear CA-2008ADS  
Clutch CA-2008ADS  
Groove A2 Ref 9588  
Diameter 152mm Ref 1343925C1  
Voltage 12V

HP-2107  
PT-4066


## CO-2270CA



Type 7H15 PAG Cyl KG  
Body Direct Short CA-2012ADS  
Clutch CA-2012ADS  
Groove PV4 Ref 8279  
Diameter 119mm Ref 87519620  
Voltage 12V

HP-2031  
PT-4072

## CO-2271CA



Type 7H15 PAG Cyl KG  
Body Direct Short CA-2013AT  
Clutch CA-2013AT  
Groove PV4 Ref 8173  
Diameter 119mm Ref 84448669  
Voltage 12V

HP-2031  
PT-4119

## CO-3000A



ER210R  
Type Rotolock Suct RH  
w/o Clutch Ref 25200  
Ref 117841C91  
Ref ER210R

## CO-3002A



ER210L  
Type Rotolock Suct LH  
w/o Clutch Ref 25149  
Ref A141060  
Ref 79005836


## CO-5011CA



Type S6 PAG Cyl HP  
Body CA-507-12V  
Clutch CA-507-12V  
Groove A1 Ref 50003  
Diameter 176mm Ref AR160638  
Voltage 12V Ref 1131264

HP-5001  
Spade

## CO-5017CA



Type S6 PAG Cyl SHS  
Body CA-507-12V  
Clutch CA-507-12V  
Groove A1 Ref 50003  
Diameter 176mm Ref A160638  
Voltage 12V

HP-5000  
Spade

## ARD-1007



Diameter 70mm  
Length 230mm  
Inlet 3/8" MO  
Outlet 3/8" MO  
SG Top  
Sw Port  
Svc Vlv  
HPRV Fuse Plug  
Ref AR160638  
Ref 71193543

## ARD-1012



Diameter 70mm  
Length 255mm  
Inlet 3/8" MO  
Outlet 3/8" MO  
SG Top  
Sw Port 3/8-24 Fem  
Svc Vlv  
HPRV Side  
Ref A61688  
Ref A76085  
Ref A76312

## ARD-1013



Diameter 100mm  
Length 170mm  
Inlet 3/8" MF  
Outlet 3/8" MF  
SG Side  
Sw Port  
Svc Vlv  
HPRV Fuse Plug  
Ref R48825  
Ref 71162967  
Ref 7722994

## ARD-1015



Diameter 100mm  
Length 205mm  
Inlet 3/8" FO  
Outlet 3/8" MO  
SG Side (2)  
Sw Port  
Svc Vlv  
HPRV  
Ref 70268464  
Ref 295006A1  
Ref F1NN19959AA

## ARD-1018



Diameter 100mm  
Length 175mm  
Inlet 3/8" FO  
Outlet 3/8" MO  
SG Top  
Sw Port  
Svc Vlv  
HPRV Fuse Plug  
Ref 118304C1  
Ref 118304C2  
Ref 118418C1

## ARD-1022



Diameter 100mm  
Length 200mm  
Inlet 3/8" MO  
Outlet 3/8" MO  
SG Top  
Sw Port  
Svc Vlv  
HPRV  
Ref 143469C2  
Ref 1990758C2  
Ref 88271

## ARD-1053



Diameter 63mm  
Length 205mm  
Inlet 3/8" MO  
Outlet 3/8" MO  
SG Top  
Sw Port 3/8-24 Fem  
Svc Vlv Top 7/16-20  
HPRV Fuse Plug Top  
Ref 134684076  
Ref D45070017  
Ref F205550060100

## ARD-1057



Diameter 75mm  
Length 240mm  
Inlet 3/8" MF  
Outlet 3/8" MF  
SG Top  
Sw Port 1/4 Top  
Svc Vlv  
HPRV  
Ref AG514632  
Ref 605818T3  
Ref SFD605818T3

## ARD-1110



Diameter 100mm  
Length 190mm  
Inlet 3/8" MO  
Outlet 3/8" FO  
SG Side  
Sw Port 7/16-20 Male  
Svc Vlv  
HPRV Side  
Ref 5811007  
Ref 779810  
Ref H14001036

## New ARD-1196



Diameter 75mm  
Length 235mm  
Inlet 3/8" MO  
Outlet 3/8" FO  
SG Top  
Ref CNH  
Ref 82007131  
Ref 82012480

## EXV-1007



Hose Side In #6  
Hose Side Out #8  
Evap Side In #8  
Evap Side Out #10  
Ton Superheat 2T  
8  
Notes  
Ref 82000932  
81874718  
38669

## EXV-1012



Hose Side In #6  
Hose Side Out #8  
Evap Side In #8  
Evap Side Out #10  
Ton Superheat 1.5T  
5  
Notes Mount Holes(2)  
Ref 118321C1  
AG718801  
38878

## EXV-1014



Hose Side In #6  
Hose Side Out #8  
Evap Side In #10  
Evap Side Out #10  
Ton Superheat 1.5T  
5  
Notes Mount Holes(2)  
Ref 98370C3  
87033212  
38880

## EXV-1017



Hose Side In #6  
Hose Side Out #8  
Evap Side In #8  
Evap Side Out #10  
Ton Superheat 1.5T  
8  
Notes Mount Holes(2)  
Ref 605880T1  
72162195  
9705763

## EXV-2023



In #6 Flare Ton Superheat 1.5T  
Out #8 Flare 8  
Cap Len 18" Ref T39855  
Eq Len 18-1/2" Ref 66398C1  
7/16-20UNF Ref 173899C1

## EXV-2033



In #6 O-ring Ton Superheat 2.0T  
Out #8 O-ring 8  
Cap Len 14-1/2" Ref 1280333C1  
Eq Len 18" Ref 70268470  
7/16-20UNF Ref 2G0401

# DAF Heavy Duty A/C Replacement Parts




Sunair is proud to introduce new replacement compressors, receiver driers, expansion valves, switches and miscellaneous parts for DAF Equipment.

## CO-2168CA



Type 7H15      PAG  
 Body Ear      Cyl QC      PT-4060  
 Clutch CA-296AWT-24V  
 Groove A1      Ref 8051  
 Diameter 132mm      Ref 1251063  
 Voltage 24V Diode      Ref 1264800

## CO-2169CA



Type 7H15      PAG  
 Body Direct Short Cyl SB      PT-4062  
 Clutch CA-297AWT-24V  
 Groove PV7      Ref 8231  
 Diameter 140/136mm      Ref 1458999  
 Voltage 24V Diode      Ref 51779707012

## CO-2250CA



Type 7H15      PAG  
 Body Ear      Cyl SB  
 Groove PV8      Ref 8120  
 Diameter 119mm      Ref 1405137  
 Voltage 24V      Ref 1655564

## CO-2333CA



Type 7H15      PAG  
 Body Direct Short Cyl SB      PT-4062  
 Clutch CA-2020CWZ-24V  
 Groove PV7      Ref 4470  
 Diameter 140/136      Ref 4002  
 Voltage 24V D/TC      Ref 2041760

## ARD-1053



Diameter 63mm  
 Length 205mm  
 Inlet 3/8" MO  
 Outlet 3/8" MO  
 SG Top  
 Sw Port 3/8-24 Fem  
 Svc Vlv Top 7/16-20  
 HPRV Fuse Plug Top

Ref 134684076  
 Ref D45070017  
 Ref F205550060100

## ARD-1124



Diameter 55mm  
 Length 124mm  
 Inlet 3/8" MO  
 Outlet 3/8" MO  
 SG  
 Sw Port  
 Svc Vlv  
 HPRV

Ref 1290592  
 Ref 1321891  
 Ref 1356360

## ARD-1163



Diameter 50mm  
 Length 150mm  
 Inlet 3/8" MF  
 Outlet 3/8" MF  
 SG  
 Sw Port  
 Svc Vlv  
 HPRV  
 Ref 1290592

## EXV-1025



Hose Side In #6  
 Hose Side Out #8  
 Evap Side In #10  
 Evap Side Out #12  
 Ton 1.5T  
 Superheat 3.5

Notes  
 Ref  
 F186552050010  
 F524550050010  
 F816550050010

## OB-92C




PAG 46 8oz  
 Single End-Capped  
 Case Qty 6

# Deutz A/C Replacement Parts




Sunair is proud to introduce new replacement compressors, receiver driers, expansion valves, switches and miscellaneous parts for Deutz Equipment.

## CO-2045CA




Type 5H14	PAG	
Body Ear	Cyl FL	PT-4002
Clutch	CA-200A	
Groove	A2	Ref 6664
Diameter	132mm	Ref AG518204
Voltage	12V	Ref D45080062

## CO-2046CA




Type 5H14	PAG	
Body Ear	Cyl FL	PT-4002
Clutch	CA-200A-24V	
Groove	A2	Ref 6665
Diameter	132mm	Ref 6665SAN
Voltage	24V	Ref 4506

## CO-2054CA




Type 508	Mineral	
Body Ear	Cyl B	PT-4002
Clutch	CA-201A	
Groove	A2	Ref 8387
Diameter	152mm	Ref 33634
Voltage	12V	Ref 72504984

## CO-2057CA




Type 510	Mineral	
Body Ear	Cyl B	PT-4002
Clutch	CA-200A	
Groove	A2	Ref 9103
Diameter	132mm	Ref AG514573
Voltage	12V	Ref 206RD45A

## CO-2059CA




Type 510	Mineral	
Body Ear	Cyl M	PT-4002
Clutch	CA-200A	
Groove	A2	Ref 9125
Diameter	132mm	Ref 9704118
Voltage	12V	Ref 512012

## CO-2062CA




Type 508	Mineral	
Body Ear	Cyl FG	PT-4002
Clutch	CA-200A	
Groove	A2	Ref 9285
Diameter	132mm	Ref 7807944
Voltage	12V	Ref 611040017

## CO-2067CA




Type 508	Mineral	
Body Ear	Cyl B	PT-4002
Clutch	CA-200A	
Groove	A2	Ref 8390
Diameter	132mm	Ref 7807944
Voltage	12V	Ref 85308390

## CO-2095CA



Type 7H15	PAG	
Body Ear	Cyl KG	PT-4002
Clutch	CA-228BT	
Groove	A2	Ref 8023
Diameter	132mm	Ref 84039022
Voltage	12V	Ref 4437339


## CO-2101CA



Type 7B10	PAG	
Body Ear	Cyl PB	PT-4002
Clutch	CA-269A	
Groove	A2	Ref 7170
Diameter	115mm	Ref 85804059
Voltage	12V	Ref 771974




## CO-2175CA



Type 7H15      **PAG**  
 Body Ear      Cyl KG      **PT-4047**  
 Clutch CA-280AWT  
 Groove A2      Ref 8091  
 Diameter 150mm      Ref 4437338  
 Voltage 12V Diode

## CO-5003CA




Type S6      **PAG**  
 Body      Cyl SHS      **Spade**  
 Clutch CA-506  
 Groove A1  
 Diameter 130mm  
 Voltage 12V

## CO-5007CA




Type S6      **PAG**  
 Body      Cyl SHS      **Spade**  
 Clutch CA-510  
 Groove A1      Ref 1131075  
 Diameter 146mm      Ref 50014  
 Voltage 12V      Ref 702618015

## CO-5010CA



Type S6      **PAG**  
 Body      Cyl SHS      **Bullet**  
 Clutch CA-507  
 Groove A1      Ref 1131159  
 Diameter 176mm      Ref 50030  
 Voltage 24V      Ref 7090080360

## CO-5017CA



Type S6      **PAG**  
 Body      Cyl SHS      **Spade**  
 Clutch CA-507-12V  
 Groove A1      Ref 50003  
 Diameter 176mm      Ref 1131264  
 Voltage 12V

## ARD-1015



Diameter 100mm  
 Length 205mm  
 Inlet 3/8" FO  
 Outlet 3/8" MO  
 SG Side (2)  
 Sw Port  
 Svc Vlv  
 HPRV  
 Ref 70268464  
 Ref 295006A1  
 Ref F1NN19959AA

## ARD-1044



Diameter 75mm  
 Length 255mm  
 Inlet 3/8" MO  
 Outlet 3/8" FO  
 SG Top  
 Sw Port (2) 7/16-20  
 Note Moisture Ind.  
 HPRV Side

Ref 72275275  
 Ref 2234675000  
 Ref 2237199000

## ARD-1056



Diameter 75mm  
 Length 220mm  
 Inlet 3/8" MO  
 Outlet 3/8" MO  
 SG Side  
 Sw Port 3/8-24 Fem  
 Svc Vlv  
 HPRV

Ref 70276903  
 Ref 4346256  
 Ref 4353731

## ARD-1105



Diameter 75mm  
 Length 222mm  
 Inlet 5/8" MO  
 Outlet 5/8" MO  
 SG Side  
 Sw Port 3/8-24 Fem  
 Svc Vlv 7/16-20  
 HPRV 3/8-24 Fem

Ref G281550030020  
 Ref G312550030010  
 Ref G716550030010

## ARD-1112



Diameter 75mm  
 Length 245mm  
 Inlet 3/8" MO  
 Outlet 3/8" FO  
 SG Side  
 Sw Port 7/16 MF  
 Svc Vlv  
 HPRV

Ref 89604410  
 Ref 896010  
 Ref 896044

## ARD-1116



Diameter 75mm  
 Length 210mm  
 Inlet 3/8" MO  
 Outlet 3/8" FO  
 SG Top  
 Sw Port  
 Svc Vlv Top  
 HPRV Side

Ref 3712495M1  
 Ref 376335M1  
 Ref 83386386

## EXV-1012



Hose Side In #6  
 Hose Side Out #8  
 Evap Side In #8  
 Evap Side Out #10  
 Ton Superheat 1.5T  
 Notes Mount Holes(2)  
 Ref AG18801  
 AG718801  
 38878

## EXV-1017



Hose Side In #6  
 Hose Side Out #8  
 Evap Side In #8  
 Evap Side Out #10  
 Ton Superheat 1.5T  
 Notes Mount Holes(2)  
 Ref 72162195  
 72162195  
 9705763

## MC-1316K



GM Superheat Switch Kit  
 GM  
 JD

## MC-1268



Thermo Limiter Fuse  
 Universal

## OB-92CEM



PAG 46 250ml  
 Single End-Capped  
 Case Qty 6

## CP5057E



Flush solvent  
 High performance

## OB-1




Ica32 1.5oz w/ UV Dye  
 Non-Hybrid Appls  
 Case Qty 12

# Fendt A/C Replacement Parts



Sunair is proud to introduce new replacement compressors, receiver driers, expansion valves, switches and miscellaneous parts for Fendt Equipment.

## CO-1039CA



Type 10PA15C-W PAG



PT-4115

Clutch CA-100BW

Groove A1

Ref 7700038094

Diameter 133mm

Ref G199552020100

Voltage 12V Diode

Ref 7700038094

## CO-2045CA



HP-2104



Type 5H14

PAG

Body Ear

Cyl FL

PT-4002

Clutch CA-200A

Groove A2

Ref 6664

Diameter 132mm

Ref AG518204

Voltage 12V

Ref D45080062

## CO-5007CA



HP-5000



Type S6

PAG

Body

Cyl SHS

Spade

Clutch CA-510

Groove A1

Ref 1131075

Diameter 146mm

Ref 50014

Voltage 12V

Ref 702618015

## ARD-1053



Diameter 63mm

Length 205mm

Inlet 3/8" MO

Outlet 3/8" MO

SG Top

Sw Port 3/8-24 Fem

Svc Vlv Top 7/16-20

HPRV Fuse Plug Top



Ref 134684076

Ref D45070017

Ref F205550060100

## ARD-1105



Diameter 75mm

Length 222mm

Inlet 5/8" MO

Outlet 5/8" MO

SG Side

Sw Port 3/8-24 Fem

Svc Vlv 7/16-20

HPRV 3/8-24 Fem



Ref G281550030020

Ref G312550030010

Ref G716550030010

## ARD-1106



Diameter 75mm

Length 225mm

Inlet 5/8" MO

Outlet 5/8" MO

SG Side

Sw Port

Svc Vlv

HPRV 3/8-24 Fem



Ref F395550031040

## ARD-1170



Diameter 50mm

Length 295mm

Inlet 3/8" MO

Outlet 3/8" MO

SG

Sw Port

Svc Vlv

HPRV



Ref Fendt

Ref G716.550.030.010

Ref G716.550.030.013

## ARD-1172



Diameter 75mm

Length 190mm

Inlet 3/8" MF

Outlet 3/8" MF

SG

Sw Port

Svc Vlv

HPRV Top



Ref F281.500.380.330

## EXV-1005



Hose Side In #6

Hose Side Out #10

Evap Side In #10

Evap Side Out #10

Ton 1.5T

Superheat 8

Notes

Ref

D3902334M91

# Fendt A/C Replacement Parts

## EXV-1008



Hose Side In #6  
Hose Side Out #8  
Evap Side In #10  
Evap Side Out #12  
Ton 1.5T  
Superheat 5  
Notes

## EXV-1025



Hose Side In #6  
Hose Side Out #8  
Evap Side In #10  
Evap Side Out #12  
Ton 1.5T  
Superheat 3.5  
Notes  
Ref  
F186552050010  
F524550050010  
F816550050010

## EXV-2033




In #6  
Out #8  
Cap Len 14-1/2"  
Eq Len 18"  
7/16-20UNF  
O-ring  
Ton 2.0T  
Superheat 8  
Ref 70261764  
Ref 70268470  
Ref 2G0401

## MC-1268



Thermo Limiter Fuse  
Universal

## MC-1316K



GM Superheat Switch Kit  
GM  
JD

## OB-92C9 A



PAG 46 (R) Sa  
Single End-Capped  
Case Qty 6

## OB-93C9 A



PAG 100 (R) Sa  
Single End-Capped  
Case Qty 6

## OB-94C9 A



PAG 150 (R) Sa  
Single End-Capped  
Case Qty 6

## 7 D50579



7 D50579  
<[ \ dYfZ:fa UbWV

## OB-1



Ice32 1.5oz w/ UV Dye  
Non-Hybrid Appl  
Case Qty 12

# Hesston / Fiat A/C Replacement Parts



Sunair is proud to introduce new replacement compressors, receiver driers, expansion valves, switches and miscellaneous parts for Hesston/Fiat Equipment.

**CO-1040CA**

Type 10PA17C-W PAG  
PT-4115

Clutch CA-131BW  
Groove PV4 Ref 4471804900  
Diameter 115mm Ref 500381465  
Voltage 12V Diode Ref 504014391

**CO-1041CA**

Type 10PA17C-W PAG  
Str Lead

Clutch CA-131-24V  
Groove PV4 Ref 500341617  
Diameter 115mm  
Voltage 24V

**CO-2017CAB**

Type 7H15 PAG  
Body Ear Cyl KC  
Clutch CA-249A  
Groove PV8  
Diameter 153/133mm  
Voltage 12V

HP-2029  
PT-4048  
Ref 4367  
Ref 8142556  
Ref 304552

**CO-2019CA**

Type 7H15 PAG  
Body Ear Cyl CB  
Clutch CA-207A  
Groove A2  
Diameter 132mm  
Voltage 12V

HP-2019  
PT-4002  
Ref 4643  
Ref 72201567  
Ref 5165549

**CO-2044CA**

Type 5H14 PAG  
Body Ear Cyl K  
Clutch CA-200A  
Groove A2  
Diameter 132mm  
Voltage 12V

HP-2106  
PT-4002  
Ref 6630  
Ref 83972170  
Ref 304362

**CO-2051CA**

Type 7H15 PAG  
Body Ear Cyl JD/JE  
Clutch CA-213BDS  
Groove PV8  
Diameter 119mm  
Voltage 12V

HP-2018  
PT-4002  
Ref 8100  
Ref 82016158  
Ref 82008689

**CO-2053CA**

Type 7H15 PAG  
Body Direct Short Cyl WV  
Clutch CA-216ADS  
Groove PV4  
Diameter 116mm  
Voltage 12V

HP-2021  
PT-4072  
Ref 8148  
Ref 87802912  
Ref 87709785

**CO-2058CA**

Type 510 Mineral  
Body Ear Cyl N  
Clutch CA-200A  
Groove A2  
Diameter 132mm  
Voltage 12V

HP-2108  
PT-4002  
Ref 9114  
Ref 5744781  
Ref 72162168

**CO-2061CA**

Type 508 Mineral  
Body Ear Cyl N  
Clutch CA-200A  
Groove A2  
Diameter 132mm  
Voltage 12V

HP-2108  
PT-4002  
Ref 9263  
Ref 72239750  
Ref 5116929

**CO-2062CA**

Type 508 Mineral  
Body Ear Cyl FG  
Clutch CA-200A  
Groove A2  
Diameter 132mm  
Voltage 12V

HP-2103  
PT-4002  
Ref 9285  
Ref 7807944  
Ref 611040017

**CO-2075CA**

Type 7H15 PAG  
Body Direct Long Cyl MD  
Clutch CA-215A  
Groove PV8  
Diameter 153mm  
Voltage 12V

HP-2020  
PT-4066  
Ref 4768  
Ref 86992688  
Ref 504078610

**CO-2095CA**

Type 7H15 PAG  
Body Ear Cyl KG  
Clutch CA-228BT  
Groove A2  
Diameter 132mm  
Voltage 12V

HP-2031  
PT-4002  
Ref 8023  
Ref 84039022  
Ref 4437339

**CO-2105CA**

Type 7H15 PAG  
Body Ear Cyl JD/JE  
Clutch CA-234AT  
Groove PV6  
Diameter 119mm  
Voltage 12V

HP-2018  
PT-4002  
Ref 8026  
Ref 82008688  
Ref 82016157

**CO-2106CA**

Type 5H14 PAG  
Body Ear Cyl M  
Clutch CA-200A  
Groove A2  
Diameter 132mm  
Voltage 12V

HP-2107  
PT-4002  
Ref 6631  
Ref 5811103  
Ref 322333200

**CO-2161CA**

Type 5H11 PAG  
Body Ear Cyl C  
Clutch CA-273A  
Groove A2  
Diameter 125mm  
Voltage 12V

HP-2101  
PT-4063  
Ref 6332  
Ref 5176185

**CO-2176CA**

Type 510 Mineral  
Body Ear Cyl N  
Clutch CA-278A  
Groove A2  
Diameter 134mm  
Voltage 12V

HP-2108  
PT-4002  
Ref 9136  
Ref 5129685  
Ref 5144781

## CO-2216CA



**Type** 508  
**Body** Ear  
**Clutch** CA-286A  
**Groove** PV7  
**Diameter** 119mm  
**Voltage** 12V

**Mineral Cyl** FG  
**HP-2103**  
**PT-4002**

**Ref** 9537  
**Ref** 259379  
**Ref** 3918287

## ARD-1013



**Diameter** 100mm  
**Length** 170mm  
**Inlet** 3/8" MF  
**Outlet** 3/8" MF  
**SG** Side  
**Sw Port**  
**Svc Vlv**  
**HPRV** Fuse Plug

**Ref** R48825  
**Ref** 71162967  
**Ref** 7722994

## ARD-1015



**Diameter** 100mm  
**Length** 205mm  
**Inlet** 3/8" FO  
**Outlet** 3/8" MO  
**SG** Side (2)  
**Sw Port**  
**Svc Vlv**  
**HPRV**

**Ref** 70268464  
**Ref** 295006A1  
**Ref** F1NN19959AA

## ARD-1016



**Diameter** 100mm  
**Length** 150mm  
**Inlet** 3/8" MF  
**Outlet** 3/8" MF  
**SG** Top  
**Sw Port**  
**Svc Vlv**  
**HPRV**

**Ref** 8022147  
**Ref** 111218C1  
**Ref** 111218C2

## ARD-1025



**Diameter** 100mm  
**Length** 210mm  
**Inlet** 3/8" MO  
**Outlet** 3/8" MO  
**SG** Top  
**Sw Port**  
**Note** Moisture Ind.  
**HPRV** Fuse Plug

**Ref** 5V5698  
**Ref** 8P9991  
**Ref** 696524

## ARD-1026



**Diameter** 75mm  
**Length** 160mm  
**Inlet** 3/8" MF  
**Outlet** 3/8" MF  
**SG** Top  
**Sw Port**  
**Svc Vlv**  
**HPRV** Fuse Plug

**Ref** C6TZ19959A  
**Ref** 71160968  
**Ref** 841551

## ARD-1106



**Diameter** 75mm  
**Length** 225mm  
**Inlet** 5/8" MO  
**Outlet** 5/8" MO  
**SG** Side  
**Sw Port**  
**Svc Vlv**  
**HPRV** 3/8-24 Fem

**Ref** F395550031040

**New**

## ARD-1196



**Diameter** 75mm  
**Length** 235mm  
**Inlet** 3/8" MO  
**Outlet** 3/8" FO  
**SG** Top

**Ref** Scania  
**Ref** 82007131  
**Ref** 82012480

## EXV-1007



**Hose Side** In #6  
**Hose Side** Out #8  
**Evap Side** In #8  
**Evap Side** Out #10  
**Ton** 2T  
**Superheat** 8

**Notes**  
**Ref**  
82000932  
81874718  
38669

## EXV-1014



**Hose Side** In #6  
**Hose Side** Out #8  
**Evap Side** In #10  
**Evap Side** Out #10

**Ton** 1.5T  
**Superheat** 5

**Notes** Mount Holes(2)  
**Ref**  
AG714552  
87033212  
38880

## EXV-2023



**In** #6  
**Out** #8  
**Cap Len** 18"  
**Eq Len** 18-1/2"  
7/16-20UNF

**Flare**  
**Flare**

**Ton** 1.5T  
**Superheat** 8

**Ref** 70257322  
**Ref** 66398C1  
**Ref** 173899C1

## OB-92CEM




**PAG 46** 250ml  
**Single End-Capped**  
**Case Qty** 6

# Iveco H.D. A/C Replacement Parts



Sunair is proud to introduce new replacement compressors, receiver driers, expansion valves, switches and miscellaneous parts for Iveco Equipment.


## CO-1040CA



Type 10PA17C-W PAG  
 Clutch CA-131BW  
 Groove PV4 Ref 4471804900  
 Diameter 115mm Ref 500381465  
 Voltage 12V Diode Ref 504014391




## CO-2100CA



Type 7H15 PAG  
 Body Direct Short Cyl MD  
 Clutch CA-243AT-24V  
 Groove PV8 Ref 8090  
 Diameter 119mm Ref 4894306  
 Voltage 24V Ref 504185596



## CO-2103CA



Type 7H15 PAG  
 Body Ear Cyl MD  
 Clutch CA-222AW-24V  
 Groove A1 Ref 7948  
 Diameter 135mm Ref 98462948  
 Voltage 24V Diode



## ARD-1120



Diameter 75mm  
 Length 230mm  
 Inlet 3/8" MO  
 Outlet 3/8" MO  
 SG  
 Sw Port  
 Svc Vlv 1/4" Top  
 HPRV

Ref 988482342



## ARD-1186



Diameter 60mm  
 Length 185mm  
 Inlet PAD  
 Outlet PAD

Ref Iveco  
 Ref 94457314301  
 Ref 96457314301



## ARD-1191

Diameter 29mm  
 Length 427mm

Ref Iveco  
 Ref 98343658



## OB-92CEM



PAG 46 250ml  
 Single End-Capped  
 Case Qty 6

## CP5057E



Flush solvent  
 High performance

## OB-1




Ice32 1.5oz w/ UV Dye  
 Non-Hybrid Appls  
 Case Qty 12

# JCB Heavy Duty A/C Replacement Parts




Sunair is proud to introduce new replacement compressors, receiver driers, expansion valves, switches and miscellaneous parts for JCB Equipment.

## CO-2020CAB




**Type** 7H15      **PAG**  
**Body Ear**      **Cyl** JD/JE      **PT-4056**  
**Clutch** CA-206B-24V  
**Groove** A2      **Ref** 4652  
**Diameter** 125mm      **Ref** 123/04999  
**Voltage** 24V      **Ref** ABPN83304283

## CO-2021CAB



**Type** 7H15      **PAG**  
**Body Ear**      **Cyl** JD/JE      **PT-4002**  
**Clutch** CA-206A  
**Groove** A2      **Ref** 4663  
**Diameter** 125mm      **Ref** 512139  
**Voltage** 12V      **Ref** 206RD5102870

## CO-2022CAD




**Type** 7H15      **PAG**  
**Body Ear**      **Cyl** JD/JE      **PT-4008**  
**Clutch** CA-207B  
**Groove** A2      **Ref** 4664  
**Diameter** 132mm      **Ref** 3269930  
**Voltage** 12V      **Ref** 477/42400

## CO-2067CA




**Type** 508      **Mineral**  
**Body Ear**      **Cyl** B      **PT-4002**  
**Clutch** CA-200A  
**Groove** A2      **Ref** 8390  
**Diameter** 132mm      **Ref** 7807944  
**Voltage** 12V      **Ref** 85308390

## CO-2104CA




**Type** 7H15      **PAG**  
**Body Ear**      **Cyl** JD/JE      **PT-4002**  
**Clutch** CA-207AT  
**Groove** A2      **Ref** 8024  
**Diameter** 132mm      **Ref** 32838600  
**Voltage** 12V      **Ref** 836866616

## CO-2129CA



**Type** 7H15      **PAG**  
**Body Ear**      **Cyl** JD/JE      **PT-4002**  
**Clutch** CA-207AT-24VDS  
**Groove** A2      **Ref** 8017  
**Diameter** 132mm      **Ref** 11104512  
**Voltage** 24V

## CO-2141CA



**Type** 7H15      **PAG**  
**Body** Direct Long      **Cyl** GWA      **PT-4054**  
**Clutch** CA-204CW  
**Groove** PV8      **Ref** 4816  
**Diameter** 119mm      **Ref** 3547917C1  
**Voltage** 12V Diode      **Ref** 3628700C1

## CO-2242CA



**Type** 7H15      **PAG**  
**Body** Direct Short      **Cyl** WP      **PT-4073**  
**Clutch** CA-2009DWDS  
**Groove** PV8      **Ref** 8203  
**Diameter** 120mm      **Ref** 320/08562  
**Voltage** 12V Diode

## ARD-1096



**Diameter** 89mm  
**Length** 215mm  
**Inlet** 3/4" FO  
**Outlet** 3/4" FO  
**SG**  
**Sw Port** (2) 7/16-20  
**Svc Vlv**  
**HPRV**  
**Ref** 15-1274  
**Ref** 15-1276  
**Ref** 2724244

## ARD-1108



**Diameter** 75mm  
**Length** 230mm  
**Inlet** 3/8" MO  
**Outlet** 3/8" MO  
**SG** Top  
**Sw Port**  
**Svc Vlv**  
**HPRV** (Fuse Plug: Top)

**Ref** AG519278  
**Ref** 1766600  
**Ref** 84004558

## ARD-1109



**Diameter** 63mm  
**Length** 205mm  
**Inlet** 3/8" MO  
**Outlet** 3/8" MO  
**SG** Top  
**Sw Port** 3/8-24 Fem  
**Svc Vlv**  
**HPRV**

**Ref** 15-1781  
**Ref** 15-1946  
**Ref** 9780123300

## ARD-1111



**Diameter** 45mm  
**Length** 380mm  
**Inlet** 3/8" MO  
**Outlet** 3/8" MO  
**SG**  
**Sw Port**  
**Svc Vlv**  
**HPRV**

**Ref** 162/03026  
**Ref** MHD7410AB

## EXV-1012



**Hose Side In** #6  
**Hose Side Out** #8  
**Evap Side In** #8  
**Evap Side Out** #10  
**Ton Superheat** 1.5T  
**5**

**Notes** Mount Holes(2)  
**Ref** AG18801  
**Ref** AG718801  
**Ref** 38878

## EXV-1014



**Hose Side In** #6  
**Hose Side Out** #8  
**Evap Side In** #10  
**Evap Side Out** #10  
**Ton Superheat** 1.5T  
**5**

**Notes** Mount Holes(2)  
**Ref** AG714552  
**Ref** 87033212  
**Ref** 38880

## MC-605



**Ford Orifice Tube**

**Color** Red  
**Orifice** .062"  
**Body** Standard

**Ref** YG-321

## OB-92C9 A



**PAG 46 (R) Sa**  
**Single End-Capped**

**Case Qty** 6

## OB-93C9 A



**PAG 100 (R) Sa**  
**Single End-Capped**

**Case Qty** 6

## OB-94C9 A



**PAG 150 (R) Sa**  
**Single End-Capped**

**Case Qty** 6

## 7 D50579



**Flush gc'j Ybh**  
**<]I\ dYfzfa UbW**

## OB-1



**Ice32 1.5oz w/ UV Dye**  
**Non-Hybrid Appls**

**Case Qty** 12



# John Deere A/C Replacement Parts



Sunair is proud to introduce new replacement compressors, receiver driers, expansion valves, switches and miscellaneous parts for John Deere Equipment.

**CO-1005CA**



Type 6E171C PAG  
PT-4008

Clutch CA-157A  
Groove A1 Ref AH116654  
Diameter 146mm Ref AR99850  
Voltage 12V Ref RE10972

**CO-1006CA**



Type 6E171C PAG  
PT-4008

Clutch CA-158A  
Groove A1  
Diameter 158mm  
Voltage 12V

**CO-1005CA-24V**



Type 6E171C PAG  
PT-4048

Clutch CA-157B-24V  
Groove A1 Ref AT77894  
Diameter 146mm Ref SE501461  
Voltage 24V Ref TY6744

**CO-1021CA**



Type 10PA15C-W PAG  
PT-4115

Clutch CA-140AWDS  
Groove A2 Ref AZ44541  
Diameter 136mm  
Voltage 12V Diode

**CO-1023CA**



Type 10PA17C-W PAG  
PT-4048

Clutch CA-141B-24VDS  
Groove PV8 Ref AT211063  
Diameter 125mm Ref SE501820  
Voltage 24V

**CO-1024CA**



Type 10PA17C-W PAG  
PT-4047

Clutch CA-142ADS  
Groove A1 Ref RE55422  
Diameter 146mm Ref SE501463  
Voltage 12V Ref TY6765

**CO-1026CA**



Type 10PA17C-W PAG  
PT-4047

Clutch CA-143ADS  
Groove PV8 Ref 4471702401  
Diameter 145mm Ref DH400539  
Voltage 12V Ref TY24304

**CO-1027CA**



Type 10PA17C-W PAG  
PT-4048

Clutch CA-143B-24VDS  
Groove PV8 Ref AT168543  
Diameter 145mm Ref SE501819  
Voltage 24V Ref AT172975

**CO-1028CA**



Type 10PA17C-W PAG  
PT-4047

Clutch CA-144ADS  
Groove A1  
Diameter 152mm  
Voltage 12V

**CO-1030CA**



Type 10PA17C-W PAG  
PT-4047

Clutch CA-145ADS  
Groove A1 Ref AT172975  
Diameter 146mm Ref SE501468  
Voltage 12V Ref TY6784

**CO-1034CA**



Type 10PA15C-W PAG  
PT-4115

Clutch CA-147AW  
Groove PV8 Ref 7700038545  
Diameter 125mm Ref AL176851  
Voltage 12V Diode Ref 7700038545

**CO-1038CA**



Type 10PA15C PAG  
PT-4114

Clutch CA-182A-24VDS  
Groove B1 Ref 4472001741  
Diameter 152mm Ref 4333459  
Voltage 24V Ref 1959118990


**CO-1044CA**



Type SCSA06C PAG

Clutch CA-188  
Groove A1 Ref 4472207460  
Diameter 122mm Ref MIA10078  
Voltage 12V

**CO-1048CA**



Type 10S15C PAG  
PT-4114

Clutch CA-182A-24V  
Groove B1 Ref 4472204052  
Diameter 152mm Ref 4431081  
Voltage 24V Ref 4210731220

**CO-2160CA**



Type 7H15 PAG  
Body Direct Long Cyl JD/JE  
Clutch CA-249A  
Groove PV8 Ref 4698  
Diameter 153/133mm Ref AG522391  
Voltage 12V Ref RE68372

HP-2018  
PT-4048


**CO-2165CA**



Type 7H15 PAG  
Body Ear Cyl FZ  
Clutch CA-293AWT-24V  
Groove PV8 Ref 8117  
Diameter 123/119mm Ref AT196780  
Voltage 24V Diode Ref 51779707028


HP-2047  
PT-4105

## CO-5003CA




Type S6      PAG  
Body      Cyl SHS      Spade  
Clutch CA-506  
Groove A1  
Diameter 130mm  
Voltage 12V

## CO-5007CA




Type S6      PAG  
Body      Cyl SHS      Spade  
Clutch CA-510  
Groove A1      Ref 1131075  
Diameter 146mm      Ref 50014  
Voltage 12V      Ref 702618015

## CO-5008CA



Type S6      PAG  
Body      Cyl SHS      Bullet  
Clutch CA-510-24V  
Groove A1      Ref 50016  
Diameter 146mm      Ref AR64486  
Voltage 24V

## CO-7006CA



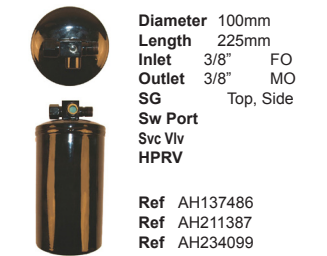
Type HR6      PAG  
Body      Cyl      PT-4040  
Groove A1      Ref John Deere  
Diameter      Ref ER191178  
Voltage 12V

## CO-7007CA



Type HD6      PAG  
Body      Cyl  
Groove PV8      Ref John Deere  
Diameter      Ref ER199558  
Voltage 12V

## ARD-1008



Diameter 100mm  
Length 225mm  
Inlet 3/8" FO  
Outlet 3/8" MO  
SG Top, Side  
Sw Port  
Svc Vlv HPRV  
Ref AH137486  
Ref AH211387  
Ref AH234099

## ARD-1010



Diameter 75mm  
Length 230mm  
Inlet 3/8" MO  
Outlet 3/8" MO  
SG Top  
Sw Port  
Svc Vlv 7/16"-20  
HPRV  
Ref 3712495M1  
Ref 4275820M1

## ARD-1015



Diameter 100mm  
Length 205mm  
Inlet 3/8" FO  
Outlet 3/8" MO  
SG Side (2)  
Sw Port  
Svc Vlv  
HPRV  
Ref 70268464  
Ref 295006A1  
Ref F1NN19959AA

## ARD-1017



Diameter 100mm  
Length 200mm  
Inlet 3/8" MF  
Outlet 3/8" MF  
SG Side  
Sw Port  
Svc Vlv  
HPRV Fuse Plug  
Ref AH84591  
Ref 312750057

## ARD-1023



Diameter 100mm  
Length 220mm  
Inlet 3/8" FO  
Outlet 3/8" MO  
SG  
Sw Port  
Svc Vlv  
HPRV  
Ref AH137486  
Ref AH211387  
Ref AT125596

## ARD-1043



Diameter 75mm  
Length 295mm  
Inlet 3/8" FO  
Outlet 3/8" MO  
SG  
Sw Port  
Svc Vlv  
HPRV  
Ref AL163559

## ARD-1056



Diameter 75mm  
Length 220mm  
Inlet 3/8" MO  
Outlet 3/8" MO  
SG Side  
Sw Port 3/8"-24 Fem  
Svc Vlv  
HPRV  
Ref 70276903  
Ref 4346256  
Ref 4353731

## ARD-1062




Diameter 63mm  
Length 250mm  
Inlet Pad  
Outlet Pad  
SG  
Sw Port  
Svc Vlv  
HPRV  
Ref 4333461  
Ref 20Y979320  
Ref T205572230

## ARD-1166



Diameter 74mm  
Length 220mm  
Inlet 3/8" MO  
Outlet 3/8" MO  
SG Side  
Sw Port 3/8"-24 Fem  
Svc Vlv 7/16"-20 M Side  
HPRV  
Ref 4955165  
Ref 1089854  
Ref AT275160

## ARD-1189



Diameter 100mm  
Length 200mm  
Inlet 3/8" FO  
Outlet 3/8" MO  
Ref John Deere  
Ref AL153705  
Ref AL162467

## ARD-1229



Diameter 75mm  
Length 295mm  
Inlet 3/8" FO  
Outlet 3/8" MIO  
Ref RE214440  
Ref 088545-00

## EXV-1014




Hose Side In #6  
Hose Side Out #8  
Evap Side In #10  
Evap Side Out #10  
Ton Superheat 1.5T  
5  
Notes Mount Holes(2)  
Ref AG714552  
87033212  
38880

## EXV-1017




Hose Side In #6  
Hose Side Out #8  
Evap Side In #8  
Evap Side Out #10  
Ton Superheat 1.5T  
8  
Notes Mount Holes(2)  
Ref 72162195  
72162195  
9705763

## EXV-2023



In #6      Flare      Ton Superheat 1.5T  
Out #8      Flare      8  
Cap Len 18"      Ref 70257322  
Eq Len 18"-1/2"      Ref 66398C1  
7/16"-20UNF      Ref 173899C1

## EXV-2033



In #6      O-ring      Ton Superheat 2.0T  
Out #8      O-ring      8  
Cap Len 14-1/2"      Ref 70261764  
Eq Len 18"      Ref 70268470  
7/16"-20UNF      Ref 2G0401

## KT-6E171M



6E171 Manifold Kit  
Use w/ CO-1005CA

## MC-1314K




6E171 HPRV w/Washer  
Ref RE10982

## MC-1268



Thermo Limiter Fuse  
Universal

## MC-1316K




GM Superheat Switch Kit  
GM  
JD

# Komatsu A/C Replacement Parts



Sunair is proud to introduce new replacement compressors, receiver driers, expansion valves, switches and miscellaneous parts for Komatsu Equipment.


## CO-1038CA



Type 10PA15C PAG  
PT-4114

Clutch CA-182A-24VDS  
Groove B1 Ref 4472001741  
Diameter 152mm Ref 4333459  
Voltage 24V Ref 1959118990


## CO-1048CA



Type 10S15C PAG  
PT-4114

Clutch CA-182A-24V  
Groove B1 Ref 4472204052  
Diameter 152mm Ref 4431081  
Voltage 24V Ref 4210731220


## CO-5010CA



Type S6 PAG  
Body Cyl SHS  
Clutch CA-507  
Groove A1 Ref 1131159  
Diameter 176mm Ref 50030  
Voltage 24V Ref 7090080360

HP-5000  
Bullet


## CO-5013CA



Type S6 PAG  
Body Cyl HP  
Clutch CA-506-24V  
Groove A1 Ref 50033  
Diameter 130mm Ref 1131247  
Voltage 24V

HP-5001  
Bullet

## CO-5018CA



Type S6 PAG  
Body Cyl HP  
Clutch CA-507  
Groove A1 Ref 50011  
Diameter 176mm Ref 1131159  
Voltage 24V Ref 1131080

HP-5001  
Bullet

## ARD-1039



Diameter 88mm  
Length 250mm  
Inlet 3/4" FO  
Outlet 3/4" FO  
SG  
Sw Port  
Svc Vlv  
HPRV

Ref 500759D1  
Ref 1018789  
Ref 1515261

## ARD-1062



Diameter 63mm  
Length 250mm  
Inlet Pad  
Outlet Pad  
SG  
Sw Port  
Svc Vlv  
HPRV

Ref 4333461  
Ref 20Y979320  
Ref T205572230

## ARD-1119



Diameter 74mm  
Length 240mm  
Inlet 3/8" MO  
Outlet 3/8" MO  
SG top  
Sw Port 3/8-24 Fem  
Svc Vlv 16mm R134a  
HPRV

Ref 1089855

## ARD-1190



Diameter 60mm  
Length 260mm  
Inlet PAD  
Outlet PAD  
SG Top

Ref Komatsu  
Ref 51440-A1180  
Ref Sanden

# Liebherr A/C Replacement Parts



Sunair is proud to introduce new replacement compressors, receiver driers, expansion valves, switches and miscellaneous parts for Liebherr Equipment.

## CO-2046CA



Type 5H14      PAG  
 Body Ear      Cyl FL      PT-4002  
 Clutch CA-200A-24V  
 Groove A2      Ref 6665  
 Diameter 132mm      Ref 6665SAN  
 Voltage 24V      Ref 4506

## CO-2138CA



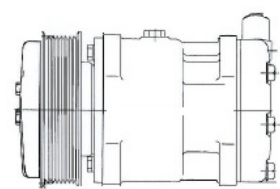
Type 7H15      PAG  
 Body Ear      Cyl JD/JE      PT-4064  
 Clutch CA-207DWT-24VDS  
 Groove A2      Ref 8053  
 Diameter 132mm      Ref 5700334  
 Voltage 24V      Ref 11104512

## CO-2199CA



Type 5H14      PAG  
 Body Ear      Cyl M      PT-4002  
 Clutch CA-258A  
 Groove PV7      Ref 6655  
 Diameter 119mm      Ref 322333200  
 Voltage 12V

## CO-2274CA



Type 7H15      PAG  
 Body Ear      Cyl JD/JE      PT-4073  
 Groove PV8      Ref 8233  
 Diameter 119mm      Ref 8139  
 Voltage 24V Diode      Ref 10116767

## ARD-1110



Diameter 100mm  
 Length 190mm  
 Inlet 3/8" MO  
 Outlet 3/8" FO  
 SG Side  
 Sw Port 7/16-20Male  
 Svc Vlv  
 HPRV Side  
 Ref 5811007  
 Ref 779810  
 Ref H14001036

## OB-92CEM



PAG 46 250ml  
 Single End-Capped  
 Case Qty 6

## CP5057E



Flush solvent  
 High performance

## OB-1




Ice32 1.5oz w/ UV Dye  
 Non-Hybrid Appls  
 Case Qty 12

# MAN Heavy Duty A/C Replacement Parts



Sunair is proud to introduce new replacement compressors, receiver driers, expansion valves, switches and miscellaneous parts for MAN Equipment.

## CO-2165CA



**Type** 7H15      **PAG**  
**Body Ear**      **Cyl FZ**      **PT-4105**  
**Clutch** CA-293AWT-24V  
**Groove** PV8      **Ref** 8117  
**Diameter** 123/119mm **Ref** AT196780  
**Voltage** 24V Diode **Ref** 51779707028

## CO-2167CA




**Type** 7H15      **PAG**  
**Body Ear**      **Cyl KH**      **PT-4105**  
**Clutch** CA-295AWT-24V  
**Groove** A2      **Ref** 8157  
**Diameter** 132mm      **Ref** 51779707011  
**Voltage** 24V Diode **Ref** 81619066010

## CO-2169CA



**Type** 7H15      **PAG**  
**Body Direct Short** **Cyl SB**      **PT-4062**  
**Clutch** CA-297AWT-24V  
**Groove** PV7      **Ref** 8231  
**Diameter** 140/136mm **Ref** 1458999  
**Voltage** 24V Diode **Ref** 51779707012

## CO-2238CA



**Type** 7H15      **PAG**  
**Body Ear**      **Cyl KH**      **PT-4105**  
**Groove** PV8      **Ref** 8162  
**Diameter** 119mm      **Ref** 51779707015  
**Voltage** 24V Diode **Ref** 51779707026

## ARD-1117



**Diameter** 50mm  
**Length** 290mm  
**Inlet** 1/2" MO  
**Outlet** 1/2" MO  
**SG** Side  
**Sw Port** 3/8-24 Fem  
**Svc Vlv**  
**HPRV**

**Ref** 81619100013  
**Ref** 8301783

## ARD-1122



**Diameter** 45mm  
**Length** 405mm  
**Inlet** PAD  
**Outlet** PAD  
**SG**  
**Sw Port**  
**Svc Vlv**  
**HPRV**

**Ref** 81619106023  
**Ref** 81619106017  
**Ref** 81619106045


## ARD-1187



**Diameter** 75mm  
**Length** 210mm  
**Inlet** 1/2" MO  
**Outlet** 1/2" MO  
**SG** Side  
**Sw Port** 2 3/8-24 FM Side  
**HPRV** Side

**Ref** MAN  
**Ref** 2525245038

## EXV-1025



**Hose Side** In #6  
**Hose Side** Out #8  
**Evap Side** In #10  
**Evap Side** Out #12  
**Ton** 1.5T  
**Superheat** 3.5

**Notes**  
**Ref**  
**F186652050010**  
**F524550050010**  
**F8166550050010**

## OB-92CEM



**PAG 46 250ml**  
**Single End-Capped**  
**Case Qty** 6

# Massey Ferguson A/C Replacement Parts



Sunair is proud to introduce new replacement compressors, receiver driers, expansion valves, switches and miscellaneous parts for Massey Ferguson Equipment.

**CO-2028CA**



Type 7H15      PAG  
Body Ear      Cyl QC      PT-4002  
Clutch CA-207A  
Groove A2      Ref 4708  
Diameter 132mm      Ref 3712528M2  
Voltage 12V      Ref 512140

**CO-2041CA**



Type 510      Mineral  
Body Ear      Cyl FG      PT-4002  
Clutch CA-200A  
Groove A2      Ref 5742  
Diameter 132mm      Ref 304002  
Voltage 12V      Ref 3918271

**CO-2048CA**



Type 7H15      PAG  
Body Ear      Cyl CB      PT-4063  
Clutch CA-207C  
Groove A2      Ref 7849  
Diameter 132mm      Ref 80501  
Voltage 12V      Ref 2329273

**CO-2049CA**



Type 510      Mineral  
Body Ear      Cyl Q      PT-4002  
Clutch CA-201ADS  
Groove A2      Ref 9149  
Diameter 152mm      Ref 85812045  
Voltage 12V      Ref 3386861M1

**CO-2057CA**



Type 510      Mineral  
Body Ear      Cyl B      PT-4002  
Clutch CA-200A  
Groove A2      Ref 9103  
Diameter 132mm      Ref AG514573  
Voltage 12V      Ref 206RD45A

**CO-2060CA**



Type 7H15      PAG  
Body Ear      Cyl QC      PT-4063  
Clutch CA-232ADS  
Groove A2      Ref 7952  
Diameter 140mm      Ref 3782613M2  
Voltage 12V      Ref 8088

**CO-2063CA**



Type 510      Mineral  
Body Ear      Cyl QH      PT-4002  
Clutch CA-200A  
Groove A2      Ref 9689  
Diameter 132mm      Ref 1688310M1  
Voltage 12V      Ref 9548

**CO-2101CA**



Type 7B10      PAG  
Body Ear      Cyl PB      PT-4002  
Clutch CA-269A  
Groove A2      Ref 7170  
Diameter 115mm      Ref 85804059  
Voltage 12V      Ref 771974

**CO-2107CA**



Type 7H15      PAG  
Body Ear      Cyl MJ      PT-4008  
Clutch CA-207BW  
Groove A2      Ref 4646  
Diameter 132mm      Ref 7851  
Voltage 12V Diode      Ref 3550921M91

**CO-5007CA**



Type S6      PAG  
Body      Cyl SHS      Spade  
Clutch CA-510  
Groove A1      Ref 1131075  
Diameter 146mm      Ref 50014  
Voltage 12V      Ref 702618015

**CO-5011CA**



Type S6      PAG  
Body      Cyl HP      Spade  
Clutch CA-507-12V  
Groove A1      Ref 50003  
Diameter 176mm      Ref AR160638  
Voltage 12V      Ref 1131264

**ARD-1010**



Diameter 75mm  
Length 230mm  
Inlet 3/8" MO  
Outlet 3/8" MO  
SG Top  
Sw Port  
Svc Vlv 7/16-20  
HPRV  
Ref 3712495M1  
Ref 4275820M1

**ARD-1014**



Diameter 75mm  
Length 155mm  
Inlet 3/8" MO  
Outlet 3/8" MO  
SG Top  
Sw Port  
Svc Vlv  
HPRV Fuse Plug  
Ref 6674235  
Ref D3HZ9959A  
Ref YL88

**ARD-1020**



Diameter 75mm  
Length 210mm  
Inlet 3/8" MF  
Outlet 3/8" MF  
SG Side  
Sw Port 3/8-24 Fem  
Svc Vlv  
HPRV Side  
Ref 72161835  
Ref 3347710W1  
Ref V107619

**ARD-1025**



Diameter 100mm  
Length 210mm  
Inlet 3/8" MO  
Outlet 3/8" MO  
SG Top  
Sw Port  
Note Moisture Ind.  
HPRV Fuse Plug  
Ref 5V5698  
Ref 8P9991  
Ref 696524

**ARD-1026**



Diameter 75mm  
Length 160mm  
Inlet 3/8" MF  
Outlet 3/8" MF  
SG Top  
Sw Port  
Svc Vlv  
HPRV Fuse Plug  
Ref C6TZ19959A  
Ref 71160968  
Ref 841551

## ARD-1053



**Diameter** 63mm  
**Length** 205mm  
**Inlet** 3/8" MO  
**Outlet** 3/8" MO  
**SG** Top  
**Sw Port** 3/8-24 Fem  
**Svc Vlv** Top 7/16-20  
**HPRV** Fuse Plug Top

**Ref** 134684076  
**Ref** D45070017  
**Ref** F205550060100

## ARD-1057



**Diameter** 75mm  
**Length** 240mm  
**Inlet** 3/8" MF  
**Outlet** 3/8" MF  
**SG**  
**Sw Port** 1/4 Top  
**Svc Vlv**  
**HPRV**

**Ref** AG514632  
**Ref** 605818T3  
**Ref** SFD605818T3

## ARD-1108



**Diameter** 75mm  
**Length** 230mm  
**Inlet** 3/8" MO  
**Outlet** 3/8" MO  
**SG** Top  
**Sw Port**  
**Svc Vlv**  
**HPRV** (Fuse Plug: Top)

**Ref** AG519278  
**Ref** 1766600  
**Ref** 84004558

## ARD-1109



**Diameter** 63mm  
**Length** 205mm  
**Inlet** 3/8" MO  
**Outlet** 3/8" MO  
**SG** Top  
**Sw Port** 3/8-24 Fem  
**Svc Vlv**  
**HPRV**

**Ref** 15-1781  
**Ref** 15-1946  
**Ref** 9780123300

## ARD-1118



**Diameter** 74mm  
**Length** 220mm  
**Inlet** 3/8" MO  
**Outlet** 3/8" MO  
**SG** side  
**Sw Port** (2) 3/8-24 Fem  
**Svc Vlv** 1/4" Top  
**HPRV**

**Ref** 11005931  
**Ref** 6228480

## EXV-1002



**Hose Side** In #6  
**Hose Side** Out #8  
**Evap Side** In #10  
**Evap Side** Out #10  
**Ton** 2T  
**Superheat** 5

### Notes

**Ref**  
6258540  
6259391  
38618

## EXV-1012



**Hose Side** In #6  
**Hose Side** Out #8  
**Evap Side** In #8  
**Evap Side** Out #10  
**Ton** 1.5T  
**Superheat** 5

**Notes** Mount Holes(2)  
**Ref**  
AG18801  
AG718801  
38878

## EXV-1017



**Hose Side** In #6  
**Hose Side** Out #8  
**Evap Side** In #8  
**Evap Side** Out #10  
**Ton** 1.5T  
**Superheat** 8

**Notes** Mount Holes(2)  
**Ref**  
72162195  
72162195  
9705763

## EXV-2002



**In** #6  
**Out** #8  
**Cap Len** 14-1/2"  
**Flare**  
**Flare**  
**Ton** 1.5T  
**Superheat** 8  
**Ref** 72084697  
**Ref** 17844  
**Ref** 168903C91

## EXV-2023



**In** #6  
**Out** #8  
**Cap Len** 18"  
**Eq Len** 18-1/2"  
**Flare**  
**Flare**  
**Ton** 1.5T  
**Superheat** 8  
**Ref** 70257322  
**Ref** 66398C1  
**Ref** 173899C1

## EXV-2027



**In** #6  
**Out** #8  
**Cap Len** 12"  
**O-ring**  
**O-ring**  
**Ton** 1.5T  
**Superheat** 12  
**Ref** 3038920M91  
**Ref** 3478520M91  
**Ref** 626610

## EXV-2033



**In** #6  
**Out** #8  
**Cap Len** 14-1/2"  
**Eq Len** 18"  
**O-ring**  
**O-ring**  
**Ton** 2.0T  
**Superheat** 8  
**Ref** 70261764  
**Ref** 70268470  
**Ref** 2G0401

## MC-1268



Thermo Limiter Fuse  
Universal

## MC-1316K



GM Superheat Switch Kit  
GM  
JD

## OB-92CEM



PAG 46 250ml  
Single End-Capped  
Case Qty 6

## CP5057E




Flush solvent  
High performance

# Mercedes A/C Replacement Parts



Sunair is proud to introduce new replacement compressors, receiver driers, expansion valves, switches and miscellaneous parts for Mercedes Equipment.

## CO-1053CA




Type 10PA15C-W PAG



Str Lead

Clutch CA-153-24V  
Groove PV9 Ref 5412300011  
Diameter 135mm  
Voltage 24V

## CO-1069CA



Type 10PA15C PAG



PT-4045

Clutch CA-195A-24V  
Groove PV11 Ref A0002340811  
Diameter 135mm  
Voltage 24V

## CO-1400CA



Type 7SBU16C PAG



PT-4045

Clutch CA-149A  
Groove PV6 Ref 1520971  
Diameter 125mm Ref CS20070  
Voltage 12V Ref 10000701

## CO-1401CA



Type 7SBU16C PAG



PT-2003

Clutch CA-151A-24V  
Groove PV9 Ref 4472208090  
Diameter 135mm Ref 2342311  
Voltage 24V

## CO-1402CA



Type 7SBU16C PAG



PT-4042

Clutch CA-193ADS  
Groove PV9 Ref A0002343711  
Diameter 135mm Ref 9404050  
Voltage 12V Ref 4472208740

## CO-1403CA



Type 7SBU16C PAG



PT-2003

Clutch CA-170A-24V  
Groove PV11 Ref A5412300211  
Diameter 135mm Ref A5412300411  
Voltage 24V Ref A5412300611

## ARD-1117



Diameter 50mm  
Length 290mm  
Inlet 1/2" MO  
Outlet 1/2" MO  
SG Side  
Sw Port 3/8-24 Fem  
Svc Vlv  
HPRV

Ref 81619100013  
Ref 8301783

## ARD-1123



Diameter 64mm  
Length 210mm  
Inlet PAD  
Outlet PAD  
SG  
Sw Port  
Svc Vlv  
HPRV

Ref 8300283

## ARD-1169



Diameter 50mm  
Length 290mm  
Inlet 1/2" MO  
Outlet 1/2" MO  
SG Side  
Sw Port 3/8-24 Fem  
Svc Vlv  
HPRV

Ref 8301883  
Ref 088382-01



## ARD-1184



**Diameter** 50mm  
**Length** 290mm  
**Inlet** 1/2" MO  
**Outlet** 1/2" MO  
**SG** Side  
**Sw Port** 3/8-24 Top/side

**Ref** Mercedes  
**Ref** A0008302083  
**Ref** ALADBND60

## EXV-1025



**Hose Side In** #6  
**Hose Side Out** #8  
**Evap Side In** #10  
**Evap Side Out** #12

**Ton** 1.5T  
**Superheat** 3.5

**Notes**  
**Ref**  
**Ref** F186552050010  
**Ref** F524550050010  
**Ref** F816550050010

## OB-92CEM



**PAG 46 250ml**  
**Single End-Capped**  
**Case Qty** 6

## OB-93CEM



**PAG 100 250ml**  
**Single End-Capped**  
**Case Qty** 6

## OB-94CEM



**PAG 150 250ml**  
**Single End-Capped**  
**Case Qty** 6

## CP5057E



**Flush solvent**  
**High performance**

## OB-1




**Ice32 1.5oz w/ UV Dye**  
**Non-Hybrid Appl's**  
**Case Qty** 12

# Renault Ag A/C Replacement Parts



Sunair is proud to introduce new replacement compressors, receiver driers, expansion valves, switches and miscellaneous parts for Renault Ag Equipment.

## CO-1034CA




Type 10PA15C-W PAG



PT-4115

Clutch CA-147AW  
Groove PV8 Ref 7700038545  
Diameter 125mm Ref AL176851  
Voltage 12V Diode Ref 7700038545

## CO-1039CA



Type 10PA15C-W PAG



PT-4115

Clutch CA-100BW  
Groove A1 Ref 7700038094  
Diameter 133mm Ref G199552020100  
Voltage 12V Diode Ref 7700038094

## CO-2050CA



HP-2019



Type 7H15 PAG  
Body Ear Cyl CB PT-4002  
Clutch CA-298ADS  
Groove A2 Ref 7975  
Diameter 152mm Ref 6259940  
Voltage 12V

## CO-2107CA



HP-2032



Type 7H15 PAG  
Body Ear Cyl MJ PT-4008  
Clutch CA-207BW  
Groove A2 Ref 4646  
Diameter 132mm Ref 7851  
Voltage 12V Diode Ref 3550921M91

## EXV-1012



Hose Side In #6  
Hose Side Out #8  
Evap Side In #8  
Evap Side Out #10  
Ton 1.5T  
Superheat 5  
Notes Mount Holes(2)  
Ref AG18801  
AG718801  
38878

## OB-92CEM



PAG 46 250ml  
Single End-Capped  
Case Qty 6

## CP5057E



Flush solvent  
High performance

## OB-1




Ice32 1.5oz w/ UV Dye  
Non-Hybrid Appls  
Case Qty 12

# Renault RVI A/C Replacement Parts



Sunair is proud to introduce new replacement compressors, receiver driers, expansion valves, switches and miscellaneous parts for Renault Ag Equipment.

## CO-1034CA




Type 10PA15C-W PAG



PT-4115

Clutch CA-147AW  
Groove PV8 Ref 7700038545  
Diameter 125mm Ref AL176851  
Voltage 12V Diode Ref 7700038545

## CO-1039CA



Type 10PA15C-W PAG



PT-4115

Clutch CA-100BW  
Groove A1 Ref 7700038094  
Diameter 133mm Ref G199552020100  
Voltage 12V Diode Ref 7700038094

## CO-2094CA



Type 7H15

PAG



HP-2021



Body Direct Short Cyl WV PT-4064

Clutch CA-245AWT-24V  
Groove PV8 Ref 8044  
Diameter 132mm Ref 7420538307  
Voltage 24V Diode Ref 8113622

## CO-2107CA



Type 7H15

PAG



HP-2032



Body Ear Cyl MJ PT-4008

Clutch CA-207BW  
Groove A2 Ref 4646  
Diameter 132mm Ref 7851  
Voltage 12V Diode Ref 3550921M91

## CO-2164CA



Type 7H15

PAG




HP-2051



Body Ear Cyl SQ PT-4107

Clutch CA-292AT-24V  
Groove A2 Ref 7970  
Diameter 132mm Ref 5001845318  
Voltage 24V Ref 8095

## CO-2166CA



Type 7H15

PAG




HP-2051



Body Direct Short Cyl SQ PT-4073

Clutch CA-294AWT-24V  
Groove PV5 Ref 8093  
Diameter 123/119mm Ref 5001858486  
Voltage 24V Diode Ref 5010412961

## CO-2251CA



Type 7H15

PAG



HP-2051



Body Direct Short Cyl SQ PT-4064

Groove PV8 Ref 8192  
Diameter 149mm Ref 5010605063  
Voltage 24V Diode

## CO-2252CA



Type 7H15

PAG




HP-2051



Body Direct Short Cyl SQ PT-4064

Groove PV8 Ref 8215  
Diameter 119mm Ref 501028046  
Voltage 24V Diode Ref 20593523

## CO-2256CA



Type 7H15

PAG



HP-2051



Body Direct Short Cyl SQ PT-4064

Groove PV10 Ref 8263  
Diameter 120mm Ref 5010605474  
Voltage 24V Diode Ref 20731328

## ARD-1112



**Diameter** 75mm  
**Length** 245mm  
**Inlet** 3/8" MO  
**Outlet** 3/8" FO  
**SG** Side  
**Sw Port** 7/16 MF  
**Svc Vlv**  
**HPRV**



**Ref** 89604410  
**Ref** 896010  
**Ref** 896044

## EXV-1012



**Hose Side** In #6  
**Hose Side** Out #8  
**Evap Side** In #8  
**Evap Side** Out #10  
**Ton** 1.5T  
**Superheat** 5  
**Notes** Mount Holes(2)  
**Ref**  
 AG18801  
 AG718801  
 38878

## OB-92C9 A



**PAG 46** Single End-Capped  
**Case Qty** 6

## 7 D50579



**Flush** Solvent-Based Solution  
**COMPATIBLE WITH** R12, R134a & R22  
 1.5 LITERS (50.7 FL. OZ.)

## OB-1




**ICE32** 1.5oz w/ UV Dye  
 Non-Hybrid Appls  
**Case Qty** 12

# Scania H.D. A/C Replacement Parts




Sunair is proud to introduce new replacement compressors, receiver driers, expansion valves, switches and miscellaneous parts for Scania Equipment.

## CO-2137CA




Type 7H15      PAG  
 Body Ear      Cyl MD      PT-4002  
 Clutch CA-240A  
 Groove PV8      Ref 7822  
 Diameter 119mm      Ref AC501289  
 Voltage 12V      Ref 512059

## CO-2163CA




Type 7H15      PAG  
 Body Direct Short Cyl WK      PT-4082  
 Clutch CA-291AWT-24V  
 Groove PV8      Ref 7980  
 Diameter 119mm      Ref 1376998  
 Voltage 24V      Ref 8067

## CO-2217CA




Type 7H15      PAG  
 Body Direct Short Cyl YE      PT-4082  
 Clutch CA-283AWT-24V  
 Groove PV10      Ref 8275  
 Diameter 120mm      Ref 1531196  
 Voltage 24V Diode

## CO-2237CA



Type 7H15      PAG  
 Body Direct Short Cyl WK      PT-4082  
 Groove A2      Ref 8068  
 Diameter 132mm      Ref 1412264  
 Voltage 24V

## CO-2255CA



Type 7H15      PAG  
 Body Direct Short Cyl YE      PT-4082  
 Groove PV8      Ref 8290  
 Diameter 119mm      Ref 1853081  
 Voltage 24V      Ref 1888033

## ARD-1121



Diameter 63mm  
 Length 205mm  
 Inlet 3/8" MO  
 Outlet 3/8" FO  
 SG Top  
 Sw Port (2) 3/8-24 Fem  
 Svc Vlv  
 HPRV

Ref Scania

## ARD-1125



Diameter 75mm  
 Length 244mm  
 Inlet PAD  
 Outlet PAD  
 SG top  
 Sw Port  
 Svc Vlv  
 HPRV

Ref 1516767  
 Ref 1337496

## ARD-1183



Diameter 63mm  
 Length 205mm  
 Inlet 3/8" MO  
 Outlet 3/8" FO  
 SG Top

HPRV Side

Ref Scania  
 Ref 293908

## OB-92CEM



PAG 46 250ml  
 Single End-Capped  
 Case Qty 6

# Volvo Truck A/C Replacement Parts



Sunair is proud to introduce new replacement compressors, receiver driers, expansion valves, switches and miscellaneous parts for Volvo heavy duty trucks.

**CO-2052CA**

Type 7H15 PAG  
Body Ear Cyl JD/JE  
Clutch CA-204A  
Groove PV8 Ref 8103  
Diameter 119mm Ref 8177089  
Voltage 12V Ref 82002069

HP-2018  
PT-4002

**CO-2062CA**

Type 508 Mineral  
Body Ear Cyl FG  
Clutch CA-200A  
Groove A2 Ref 9285  
Diameter 132mm Ref 7807944  
Voltage 12V Ref 611040017

HP-2103  
PT-4002

**CO-2067CA**

Type 508 Mineral  
Body Ear Cyl B  
Clutch CA-200A  
Groove A2 Ref 8390  
Diameter 132mm Ref 611040029  
Voltage 12V Ref 85308390

HP-2100  
PT-4002

**CO-2126CA**

Type 7H15 PAG  
Body Ear Cyl WV  
Clutch CA-246A  
Groove PV8 Ref 4490  
Diameter 130mm Ref 85104593  
Voltage 12V Ref 8082268

HP-2021  
PT-4054

**CO-2127CA**

Type 7H15 PAG  
Body Ear Cyl KF  
Clutch CA-244AT-24V  
Groove PV8 Ref 7834  
Diameter 132mm Ref 8142555  
Voltage 24V Diode

HP-2022  
PT-4064

**CO-2128CA**

Type 7H15 PAG  
Body Ear Cyl WV  
Clutch CA-230AWT-24V  
Groove A2 Ref 8045  
Diameter 132mm Ref 11104419  
Voltage 24V Diode

HP-2021  
PT-4064

**CO-2129CA**

Type 7H15 PAG  
Body Ear Cyl JD/JE  
Clutch CA-207AT-24VDS  
Groove A2 Ref 8017  
Diameter 132mm Ref 11104512  
Voltage 24V

HP-2018  
PT-4002

**CO-2130CA**

Type 7H15 PAG  
Body Direct Short Cyl WZ  
Clutch CA-245AWT-24VDS  
Groove PV8 Ref 8112  
Diameter 132mm Ref 11104251  
Voltage 24V Diode

WZ  
PT-4064

**CO-2131CA**

Type 7H15 PAG  
Body Ear Cyl WZ  
Clutch CA-230BWT-24VDS  
Groove A2 Ref 8243  
Diameter 132mm Ref 11412632  
Voltage 24V Diode

WZ  
PT-4073

**CO-2135CA**

Type 7H15 PAG  
Body Direct Long Cyl WV  
Clutch CA-236C  
Groove PV6 Ref 4494  
Diameter 125mm Ref 8088112  
Voltage 12V Ref 20501069

HP-2021  
PT-4054

**CO-2145CA**

Type 7H15 PAG  
Body Direct Long Cyl MD  
Clutch CA-236CW  
Groove PV6 Ref 4761  
Diameter 125mm Ref 85100875  
Voltage 12V Diode Ref A2248437000

HP-2020  
PT-4054

**CO-2146CA**

Type 7H15 PAG  
Body Direct Long Cyl JD/JE  
Clutch CA-236CW  
Groove PV6 Ref 4883  
Diameter 125mm Ref 20514024  
Voltage 12V Diode Ref 2258414000

HP-2018  
PT-4054

**CO-2147CA**

Type 7H15 PAG  
Body Direct Short Cyl WV  
Clutch CA-246A  
Groove PV8 Ref 4493  
Diameter 130mm Ref 20501067  
Voltage 12V Ref 2038777

HP-2021  
PT-4054

**CO-2159CA**

Type 7H15 PAG  
Body Direct Long Cyl JD/JE  
Clutch CA-228D  
Groove A2 Ref 4894  
Diameter 132mm Ref 85123230  
Voltage 12V

HP-2018  
PT-4054

**CO-2171CA**

Type 7H15 PAG  
Body Direct Short Cyl WV  
Clutch CA-256AW  
Groove PV8 Ref 4326  
Diameter 176mm Ref 20721587  
Voltage 12V Diode Ref 206RD52M


HP-2021  
PT-4054

**CO-2189CA**

Type 7H15 PAG  
Body Ear Cyl MJ  
Clutch CA-228DW  
Groove A2 Ref 4735  
Diameter 132mm Ref 85100871  
Voltage 12V Diode Ref ABPN83304073


HP-2032  
PT-4054

## CO-2200CA




Type 7H15 PAG  
 Body Ear Cyl JDA PT-4008  
 Clutch CA-239BW  
 Groove PV7 Ref 4645  
 Diameter 119mm Ref 85100887  
 Voltage 12V Diode Ref 2003413C91

## CO-2202CA




Type 7H15 PAG  
 Body Ear Cyl QD PT-4054  
 Clutch CA-224BW  
 Groove A2 Ref 7803  
 Diameter 125mm Ref 3949302  
 Voltage 12V Diode Ref 15679484

## CO-2205CA




Type 7H15 PAG  
 Body Direct Long Cyl CBA PT-4054  
 Clutch CA-236CW  
 Groove PV6 Ref 4475  
 Diameter 125mm Ref 85100874  
 Voltage 12V Diode Ref ZGG705014

## CO-2206CA




Type 7H15 PAG  
 Body Direct Long Cyl MJ PT-4054  
 Clutch CA-204CW  
 Groove PV8 Ref 4482  
 Diameter 119mm Ref 85100876  
 Voltage 12V Diode Ref 180009304

## CO-2210CA




Type 7H15 PAG  
 Body Direct Long Cyl JD/JE PT-4054  
 Clutch CA-228DW  
 Groove A2 Ref 4752  
 Diameter 132mm Ref 85100869  
 Voltage 12V Diode Ref F696001133

## CO-2214CA




Type 508 Mineral  
 Body Ear Cyl M PT-4002  
 Clutch CA-200A  
 Groove A2 Ref 9026  
 Diameter 132mm Ref 3918275  
 Voltage 12V Ref 80450805

## CO-2221CA




Type 7H15 PAG  
 Body Ear Cyl MJ PT-4054  
 Clutch CA-204CW  
 Groove PV8 Ref 4431  
 Diameter 119mm Ref 85100870  
 Voltage 12V Diode Ref ABPN83304063

## CO-2223CA




Type 7H15 PAG  
 Body Direct Long Cyl WV PT-4054  
 Clutch CA-228DW  
 Groove A2 Ref 4715  
 Diameter 132mm Ref 85104593  
 Voltage 12V Diode Ref 20370290

## CO-2263CA




Type 7H15 PAG  
 Body Ear Cyl KC PT-4056  
 Clutch CA-208B  
 Groove PV8 Ref 4659  
 Diameter 133mm Ref 85104531  
 Voltage 12V Ref 20370293

## CO-2264CA



Type 7H15 PAG  
 Body Ear Cyl KC PT-4054  
 Clutch CA-208CW  
 Groove PV8 Ref 4700  
 Diameter 133mm Ref 8080058  
 Voltage 12V Diode Ref ABPN83304203

## CO-2277CA



Type 7H15 PAG  
 Body Direct Long Cyl GV PT-4008  
 Groove PV6 Ref 4027  
 Diameter 125mm Ref SAN4027  
 Voltage 12V

## CO-3003A



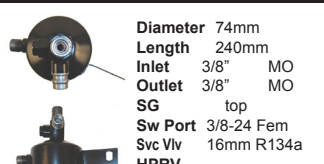
ET210L w/o Clutch Ref 3949850  
 Type Tube-O Ref 2502459C91  
 Suct LH Ref ABPN83304031

## CA-300A



Comp Type York  
 Groove A2  
 Diameter 152mm MD 42mm  
 1 Wire 12V Shaft Key  
 Coil CC-300A  
 Ref 3949292

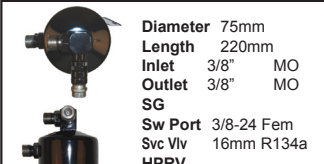
## ARD-1119



Diameter 74mm  
 Length 240mm  
 Inlet 3/8" MO  
 Outlet 3/8" MO  
 SG top  
 Sw Port 3/8-24 Fem  
 Svc Vlv 16mm R134a  
 HPRV

Ref 1089855

## ARD-1126



Diameter 75mm  
 Length 220mm  
 Inlet 3/8" MO  
 Outlet 3/8" MO  
 SG  
 Sw Port 3/8-24 Fem  
 Svc Vlv 16mm R134a  
 HPRV

Ref 3125015

## ARD-1127



Diameter 75mm  
 Length 230mm  
 Inlet 3/8" MO  
 Outlet 3/8" FO  
 SG  
 Sw Port  
 Svc Vlv 16mm R134a  
 HPRV

Ref 1618848  
 Ref 20490945

## ARD-1167



Diameter 75mm  
 Length 230mm  
 Inlet 3/8" MO  
 Outlet 3/8" FO  
 SG  
 Sw Port  
 Svc Vlv 16mm R134a  
 HPRV

Ref 8142079


## ARD-1204



Diameter 75mm  
 Length 210mm  
 Inlet 3/8" MO  
 Outlet 3/8" MO  
 SG Top  
 Sw Port 7/16-20Male  
 Fuse Plug Side

Ref 11104567  
 Ref ABPN83-319314

## EXV-1014



Hose Side In #6  
 Hose Side Out #10  
 Evap Side In #8  
 Evap Side Out #10  
 Ton 1.5T  
 Superheat 5

Notes Mount Holes(2)  
 Ref 3916182  
 87033212  
 36880

## EXV-2033



In #6 O-ring Ton 2.0T  
 Out #8 O-ring Superheat 8  
 Cap Len 14-1/2" Ref 3918211  
 Eq Len 18" Ref 70268470  
 7/16-20UNF Ref 2G0401

# Volvo Off-Road A/C Replacement Parts



Sunair is proud to introduce new replacement compressors, receiver driers, expansion valves, switches and miscellaneous parts for Volvo Off-Road Equipment.

**CO-2022CAD**

HP-2018

Type 7H15	PAG		
Body Ear	Cyl JD/JE	PT-4008	
Clutch CA-207B			
Groove A2	Ref 4664		
Diameter 132mm	Ref 3269930		
Voltage 12V	Ref 477142400		

**CO-2045CA**

HP-2104

Type 5H14	PAG		
Body Ear	Cyl FL	PT-4002	
Clutch CA-200A			
Groove A2	Ref 6664		
Diameter 132mm	Ref 85100888		
Voltage 12V	Ref D45080062		

**CO-2094CA**

HP-2021

Type 7H15	PAG		
Body Direct Short	Cyl WV	PT-4064	
Clutch CA-245AWT-24V			
Groove PV8	Ref 8044		
Diameter 132mm	Ref 8113628		
Voltage 24V Diode	Ref 8113622		

**CO-2097CA**

HP-2018

Type 7H15	PAG		
Body Ear	Cyl JD/JE	PT-4002	
Clutch CA-228BT-24V			
Groove A2	Ref 8061		
Diameter 132mm	Ref 11007314-5		
Voltage 24V	Ref 8069		

**CO-2123CA**

HP-2105

Type 508	Mineral		
Body Ear	Cyl FV	PT-4002	
Clutch CA-277A-24V			
Groove A1	Ref 9007		
Diameter 132mm	Ref 1593151		
Voltage 24V	Ref 8113622		

**CO-2126CA**

HP-2021

Type 7H15	PAG		
Body Ear	Cyl WV	PT-4054	
Clutch CA-246A			
Groove PV8	Ref 4490		
Diameter 130mm	Ref 8082268		
Voltage 12V			

**CO-2127CA**

HP-2022

Type 7H15	PAG		
Body Ear	Cyl KF	PT-4064	
Clutch CA-244AT-24V			
Groove PV8	Ref 7834		
Diameter 132mm	Ref 11007314		
Voltage 24V Diode			

**CO-2128CA**

HP-2021

Type 7H15	PAG		
Body Ear	Cyl WV	PT-4064	
Clutch CA-230AWT-24V			
Groove A2	Ref 8045		
Diameter 132mm	Ref 11104419		
Voltage 24V Diode			

**CO-2129CA**

HP-2018

Type 7H15	PAG		
Body Ear	Cyl JD/JE	PT-4002	
Clutch CA-207AT-24VDS			
Groove A2	Ref 8017		
Diameter 132mm	Ref 11104512		
Voltage 24V			

**CO-2130CA**

WZ

Type 7H15	PAG		
Body Direct Short	Cyl WZ	PT-4064	
Clutch CA-245AWT-24VDS			
Groove PV8	Ref 8112		
Diameter 132mm	Ref 11104251		
Voltage 24V Diode			

**CO-2131CA**

WZ

Type 7H15	PAG		
Body Ear	Cyl WZ	PT-4073	
Clutch CA-230BWT-24VDS			
Groove A2	Ref 8243		
Diameter 132mm	Ref 11412632		
Voltage 24V Diode			

**CO-6212CA**

HP-6001

Type CP16	PAG		
Body Ear	Cyl HOR	PT-4002	
Clutch CA-611-12V			
Groove A2	Ref CH96789		
Diameter 135mm	2521186		
Voltage 12V	10056030		

**ARD-1012**

Diameter	70mm
Length	255mm
Inlet	3/8" MO
Outlet	3/8" MO
SG	Top
Sw Port	3/8-24 Fem
Svc Vlv	
HPRV	Side

Ref	176246
Ref	A76085
Ref	A76312

**ARD-1031**

Diameter	70mm
Length	255mm
Inlet	3/8" MO
Outlet	3/8" MO
SG	Side
Sw Port	3/8-24 Fem
Svc Vlv	
HPRV	Side

Ref	615105005
-----	-----------

**ARD-1033**

Diameter	75mm
Length	225mm
Inlet	3/8" MO
Outlet	3/8" MO
SG	Top
Note	Moisture Ind.
Svc Vlv	7/16-20
HPRV	Side

Ref	1918005
Ref	8849101
Ref	20447205

**ARD-1044**

Diameter	75mm
Length	255mm
Inlet	3/8" MO
Outlet	3/8" FO
SG	Top
Sw Port	(2) 7/16-20
Note	Moisture Ind.
HPRV	Side

Ref	11092
Ref	2234675000
Ref	2237199000



**ARD-1118**



Diameter 74mm  
Length 220mm  
Inlet 3/8" MO  
Outlet 3/8" MO  
SG side  
Sw Port (2) 3/8-24 Fem  
Svc Vlv 1/4" Top  
HPRV

Ref 1089854  
Ref 6228480

**ARD-1105**



Diameter 75mm  
Length 222mm  
Inlet 5/8" MO  
Outlet 5/8" MO  
SG Side  
Sw Port 3/8-24 Fem  
Svc Vlv 7/16-20  
HPRV 3/8-24 Fem

Ref 1585048  
Ref G312550030010  
Ref G716550030010

**ARD-1126**



Diameter 75mm  
Length 220mm  
Inlet 3/8" MO  
Outlet 3/8" MO  
SG  
Sw Port 3/8-24 Fem  
Svc Vlv 16mm R134a  
HPRV

Ref 1089855

**ARD-1127**



Diameter 75mm  
Length 230mm  
Inlet 3/8" MO  
Outlet 3/8" FO  
SG  
Sw Port  
Svc Vlv 16mm R134a  
HPRV

Ref 3125015  
Ref 20490945

**ARD-1166**



Diameter 74mm  
Length 220mm  
Inlet 3/8" MO  
Outlet 3/8" MO  
SG Side  
Sw Port 3/8-24 Fem  
Svc Vlv 7/16"-20 M Side  
HPRV

Ref 4955165  
Ref 1089854  
Ref AT275160

**ARD-1167**



Diameter 75mm  
Length 230mm  
Inlet 3/8" MO  
Outlet 3/8" FO  
SG  
Sw Port  
Svc Vlv 16mm R134a  
HPRV

Ref 8142079

**ARD-1226**



Diameter 75mm  
Length 285mm  
Inlet PAD  
Outlet PAD  
SG Top

Ref 11104567

**EXV-1009**




Hose Side In #6  
Hose Side Out #8  
Evap Side In #8  
Evap Side Out #10  
Ton 2T  
Superheat 8  
Notes M10 / M12 Ports  
Ref 85100994  
EA1310  
85100994

**EXV-1014**



Hose Side In #6  
Hose Side Out #10  
Evap Side In #8  
Evap Side Out #10  
Ton 1.5T  
Superheat 5  
Notes Mount Holes(2)  
Ref 3916182  
87033212  
38880

**EXV-1015**



Hose Side In #6  
Hose Side Out #8  
Evap Side In #8  
Evap Side Out #10  
Ton 2T  
Superheat 6.3  
Notes  
Ref 3949277  
1696846C1  
38886

**EXV-1016**



Hose Side In #6  
Hose Side Out #8  
Evap Side In #10  
Evap Side Out #12  
Ton 2T  
Superheat 1.5  
Notes  
Ref 3946673  
RE57575  
540056

**EXV-1017**



Hose Side In #6  
Hose Side Out #8  
Evap Side In #8  
Evap Side Out #10  
Ton 1.5T  
Superheat 8  
Notes Mount Holes(2)  
Ref 3916181  
72162195  
9705763

**EXV-2002**




In #6  
Out #8  
Cap Len 14-1/2"  
Flare Flare  
Ton Superheat 1.5T  
8  
Ref A22144201  
Ref 17844  
Ref 168903C91

**EXV-2023**




In #6  
Out #8  
Cap Len 18"  
Eq Len 18-1/2"  
7/16-20UNF  
Flare Flare  
Ton Superheat 1.5T  
8  
Ref 176-190  
Ref 66398C1  
Ref 173899C1

**EXV-2026**




In #6  
Out #8  
Cap Len 10-1/4"  
Eq Len 8"  
7/16-24UNF  
O-ring O-ring  
Ton Superheat 1.5T  
8  
Ref 394-9276  
Ref 469475C1  
Ref 1691469C2

**EXV-2027**



In #6  
Out #8  
Cap Len 12"  
O-ring O-ring  
Ton Superheat 1.5T  
12  
Ref 626-610  
Ref 3478520M91  
Ref 3038920M91

**EXV-2033**



In #6  
Out #8  
Eq Len 18"  
7/16-20UNF  
O-ring O-ring  
Ton Superheat 2.0T  
8  
Ref 600120011  
Ref 70268470  
Ref 2G0401

**MC-552**



Ford Orifice Tube  
Color Blue  
Orifice .067"  
Body Standard  
Ref 3093574

**MC-605**



Ford Orifice Tube  
Color Red  
Orifice .062"  
Body Standard  
Ref 3093407

**MC-606**



Ford Orifice Tube  
Color Orange  
Orifice .057"  
Body Standard  
Ref 3093578

**MC-607**



GM Orifice Tube  
Color Black  
Orifice .072"  
Body T-Top  
Ref 3093576

**MC-608**




Ford Orifice Tube  
Color Brown  
Orifice .047"  
Body Standard  
Ref 3093577

**New KT-HDSW**



Sunair Navistar/Freightliner Box Kit

**PT-4064**



Pigtail Volvo Bullet White  
Make Volvo HD  
Connector Male  
Wire(s) 1